

Transforming urgent and emergency care services in England

Urgent and Emergency Care Review
End of Phase 1 Report

Appendix 1 – Revised Evidence Base from the
Urgent and Emergency Care Review

*High quality care for all, now and for future
generations*



NHS England INFORMATION READER BOX

Directorate

Medical	Operations	Patients and Information
Nursing	Policy	Commissioning Development
Finance	Human Resources	

Publications Gateway Reference: 00692

Document Purpose	---
Document Name	High quality care for all, now and for future generations: Transforming urgent and emergency care services in England - Urgent and Emergency Care Review End of Phase 1 Report, Appendix 1 – Revised Evidence Base from the Urgent and Emergency Care Review
Author	NHS England
Publication Date	13 November 2013
Target Audience	CCG Clinical Leaders, CCG Chief Officers, CSO Managing Directors, Care Trust CEs, Foundation Trust CEs, Medical Directors, Directors of PH, Directors of Nursing, Local Authority CEs, Directors of Adult SSs, NHS England Regional Directors, NHS England Area Directors, NHS Trust Board Chairs, Special HA CEs, Directors of HR, Directors of Finance, Allied Health Professionals, GPs, Communications Leads, Emergency Care Leads, Directors of Children's Services, NHS Trust CEs, All NHS England Employees, Patients and the Public
Additional Circulation List	
Description	This document describes the outcomes of the NHS England Urgent and Emergency Care Review's engagement exercise.
Cross Reference	End of Phase 1 report and appendices 1-3 Gateway Reference 00691-00694
Superseded Docs (if applicable)	
Action Required	For review
Timing / Deadlines (if applicable)	N/A
Contact Details for further information	Urgent and Emergency Care Review Team NHS England Quarry House (Rm 5W52) Leeds LS2 7UE

Document Status

This is a controlled document. Whilst this document may be printed, the electronic version posted on the intranet is the controlled copy. Any printed copies of this document are not controlled. As a controlled document, this document should not be saved onto local or network drives but should always be accessed from the intranet

Transforming urgent and emergency care services in England

Urgent and Emergency Care Review
End of Phase 1 Report

Appendix 1 – Revised Evidence Base from the
Urgent and Emergency Care Review

High quality care for all, now and for future generations

First published: June 2013

Revised publication: November 2013

Prepared by: Urgent and Emergency Care Review Team

Contents

Executive summary	6
Key messages	6
1. Introduction	10
2. The Urgent and Emergency Care Review	13
2.1. Who is involved in the programme?	13
2.2. Approach	13
3. Current provision of urgent and emergency care services.....	14
3.1. Increasing demand and costs of urgent and emergency care	14
4. Patient experience	20
4.1. Patient experience of general practice	20
4.2. Patient experience of telephone services	22
4.3. Fragmentation of urgent care services	23
4.4. Monitoring patient experience	24
4.5. Patient experience of '999' emergency services	24
4.6. Patient satisfaction in A&E departments	25
4.7. Meeting patients' expectations in hospital	27
5. Self-care and self-management	28
5.1. The impact of self-care and self-management	28
5.2. Supporting self-management of long-term conditions in primary care	30
5.3. Online health tools and telecare	31
5.4. Community Pharmacy	32
6. Telephone care.....	34
6.1 NHS Direct and NHS 111	34
6.2 GP telephone consultations	35
7. Face-to-face care.....	36
7.1. Access to primary care	36
7.2. General practice out-of-hours services	39
7.3. Home visits	40
7.4. Urgent care walk-in services	42
7.5. Workforce capacity and skill mix	44
8. 999 emergency services and accident and emergency departments	45
8.1. 999 emergency calls	45

8.2. Pre-hospital emergency care	49
8.3. Accident and emergency departments	50
9. Access to quality back up and support services	59
9.1. Back up services	59
9.2. Support from mental health liaison services	62
9.3. Support from general practice in A&E departments	63
10. Emergency admissions to hospital	64
10.1. Rising number of emergency admissions to hospital	64
10.2. Outcomes for emergency admissions to hospital	67
10.3. Patient flow within the hospital	70
11. Urgent and emergency care workforce	71
11.1. General Practice Workforce	71
11.2. Workforce in A&E Departments	72
11.3. Developing the role of nurses	75
11.4. Developing the workforce of ambulance services	76
12. Effective urgent and emergency care networks	77
13. Conclusion.....	80
Glossary.....	82

Executive summary

This evidence base was published for a period of wider engagement between 17 June and 11 August 2013 to facilitate further development of the document in public. During the engagement period a significant body of further evidence was received by the review team which where relevant, has been incorporated.

This evidence base sets out to review the urgent and emergency system in England and draw out evidence to illustrate the main challenges it currently faces. Starting with overall patient experience, this document goes on to highlight issues within each part of the urgent and emergency care system in order of the perceived levels of patient need that it addresses, these are:

- Self-care and self-management;
- Telephone care;
- Face-to-face care;
- 999 emergency services;
- A&E departments; and
- Emergency admissions to hospital.

Two final sections follow, one examines the capacity and sustainability of the current workforce model, and the other outlines the potential of urgent and emergency care networks to create a whole-system approach capable of addressing many of the current issues. A number of key messages emerge from each section of the evidence base. These are listed below.

Key messages

Current services

- The number of GP consultations has risen over recent years and, despite rapid expansion and usage of alternative urgent care services, attendances at A&E departments have not reduced. This indicates either unmet demand across the whole system or supply induced demand: increased uptake as a result of increased provision of services.
- Growth in the number of people using urgent and emergency care is leading to mounting costs and increased pressure on resources.
- Overall fragmentation of the system and inconsistent service provision means that patients may not be able to access the most appropriate urgent or emergency care service to suit their needs, leading to duplication and over-use of the most expensive services, at significant cost to the NHS.

Patient experience

- There is significant variation in patient experience between GP practices. Data shows that some patients who have a good experience of their GP are less likely to use A&E departments.

- Patient experience of both the NHS Direct telephone service and pilots of NHS 111 has been found positive; however transition from nurse-led triage to calls answered by trained advisors, supported by experienced clinicians, has led to some incidences of poor patient experience during the early implementation of NHS 111.
- The wide range of urgent care services available and lack of service standardisation and labelling results in patient confusion over how to access the right healthcare quickly; this leads to duplication, delay, increased clinical risk and poor patient experience.
- There are variations in the way patient experience is monitored and acted upon in urgent care and this falls short of what is achieved in other parts of the NHS.
- Consistently positive patient experiences of ambulance services, and confusion surrounding other areas of healthcare, are factors that may have contributed to an increased use of the emergency '999' number and ambulance services by patients with non-urgent healthcare needs.
- A&E performance (operational and clinical), and therefore patient experience, varies significantly between trusts, with a few performing far worse than the rest. Additionally, there are signs that overcrowding of A&E departments is causing a deterioration of performance and impacting negatively on patient experience.

Self-care and self-management

- Self-care for minor ailments and self-management of long-term conditions are effective at improving quality of life and reducing dependency on urgent and emergency care services. However there is a lack of awareness, particularly amongst patients in lower socio-economic groups, surrounding how to access support.
- There are a range of programmes available to support self-management of long-term conditions but provision and uptake of these is variable across the NHS.
- Variable management of long-term conditions in primary care may have contributed to a rise in the number of emergency admissions to hospital.
- Telecare may have the potential to improve health outcomes for some patients with long-term conditions; however there is little evidence to suggest this will reduce overall health costs.
- Community pharmacy services can play an important role in enabling self-care, particularly amongst patients with minor ailments and long-term conditions; however there is little public awareness of the range of services provided by pharmacists.

Telephone care

- Telephone advice can prevent many unnecessary attendances at NHS facilities. However it is sometimes difficult to accurately triage patients over the phone and, without clinical input, call handlers may sometimes over-triage if they cannot rule out a serious condition.
- Telephone consultations are becoming increasingly popular, are less resource-heavy for general practice than face-to-face consultations and their systematic use is linked to reduced use of A&E departments. However some patients lack confidence in telephone

advice and are sometimes more likely to pursue a second opinion inappropriately, leading to duplication of service provision, in some cases.

Face-to-face care

- GP practices in areas of high deprivation typically deal with greater volumes of patients with more complex physical and mental health conditions, which can lead to greater practitioner stress and lack of capacity to manage some patients effectively. This may contribute to avoidable A&E attendances and emergency admissions to hospital.
- Access to urgent GP appointments across England is variable and, in urban areas where demand is high and transient populations exist, many may use an A&E department as their first point of urgent and emergency care.
- Most out-of-hours services work effectively to deliver a high standard of care to patients who need urgent care when their GP practices are closed. However there are variations in the standard of care provided and commissioners are not always able to hold providers to account effectively.
- The system of home visit services provided by general practice often means patients arrive at hospital when senior hospital staff have completed their working day. Responding more rapidly to requests for home visits, and ensuring a timely and effective system of patient transport, could reduce the number of emergency admissions to hospital and reduce overall healthcare costs.
- The fragmentation and diverse nomenclature of urgent care services across England causes confusion amongst patients and healthcare professionals in terms of services offered. This can lead to patients presenting at services that may not best suit their needs.
- Urgent care services are characterised by variation and a lack of standardisation and clear information. This contrasts with the strong identity of A&E departments. Variation in acceptance and quality of care provided can result in delayed treatment or multiple contacts and a poor experience of care, as well as inefficient use of expertise and resources.

999 emergency services and Accident and Emergency departments

- Appropriate staffing is integral to an effective A&E department; however doctors in training are relied on heavily to provide the service due to insufficient numbers of senior (middle grade and consultant) emergency medicine trained doctors.
- Consultant-delivered care and senior clinical input improves patient outcomes in A&E departments. However the shortage of senior emergency trained doctors is a problem for nearly all A&E departments and large variation in consultant 'shop floor' coverage is seen across England.
- Crowding in A&E departments is a growing threat to patient safety and can have a significant impact on all patients. Timely access is required from supporting specialties to enable appropriate admission and transfer of patients to improve patient flow within A&E departments.

Access to quality back up and support services

- To ensure high quality and safe care in an A&E department, access to inpatient beds and support from other specialities in the hospital or rapid transfer to the right hospital is required.
- Rapid access to mental health liaison services can improve care and conserve resources by reducing delays in assessment, treatment and discharge. However there remains significant variation in service delivery and availability across England.

Emergency admissions to hospital

- Growth in the number of emergency admissions to hospital has been associated with a large rise in short or zero stay admissions. The reasons for this are multifactorial but some studies have attributed it to a lack of early senior review, risk averse triage and A&E departments trying to avoid breaching the four hour standard.
- Reduced service provision, including fewer consultants working at weekends (in emergency medicine and acute in-patient specialties), is associated with England's higher weekend mortality rate. Consistent services across all seven days of the week are required to provide high quality and safe care.
- There are clear recommendations from the Temple Report that training needs to take place in a consultant-delivered service yet this is not practised across the majority of hospital services.
- Good patient flow through the hospital system can reduce costs and significantly improve patient outcomes; however patient flow is often impeded by inefficient hospital systems.

Workforce

- National workforce analysis highlights a growth in the GP workforce in England but there is unequal access to GPs between areas of high and low deprivation. Analysis highlights that the GP workforce is under significant pressure in some areas, with insufficient capacity to meet needs.
- The involvement of senior doctors 24 hours a day and consultant presence at times of peak activity seven days a week is required to ensure timely patient care and flow in an A&E department. Many A&E departments do not have the recommended number of emergency medicine consultants or middle grade doctors to support such a rota.
- Nurses can be used in A&E departments to provide greater clinical leadership and address issues faced by other areas of the urgent and emergency care workforce. This can result in better patient outcomes at less cost. However there is a lack of clarity and consistency in the roles they perform.
- Ambulance services have the potential to meet a higher proportion of urgent and emergency care demand and prevent onward transportation to hospital; however ambulance services do not currently have sufficient clinically-trained staff to achieve this.

Urgent and emergency care networks

- A networked approach to urgent and emergency care provision is supported by healthcare professionals, but the complexity and fragmentation in the current system poses a significant challenge to service integration.
- Urgent and emergency care networks can improve patient outcomes and experience; however there is variation in the organisation, scope and functionality of networks across the country.
- There are wide variations in the way information is shared between providers of urgent and emergency care leading to potential duplication within the system causing delay and poor patient experience.

1. Introduction

The NHS should consistently provide safe and high quality urgent and emergency care 24 hours a day, seven days a week. Millions of people in England have non-life threatening short-term illnesses or health problems for which they need prompt and convenient treatment or advice. Others have pre-existing health problems which fluctuate or deteriorate. A much smaller number suffer from serious illness or have a major injury which requires swift access to highly-skilled, specialist care to give them the best chance of survival and recovery. To meet these needs an improvement in information and advice and access to timely and appropriate urgent and emergency care, across the 24-hour period within the NHS, is required.

It is suggested that the current system of urgent and emergency care is unaffordable and unsustainable, and consuming NHS resources at a greater rate every year^{1,2}. Urgent or unplanned care – when there is a need to access care quickly – leads to at least 100 million NHS calls or visits each year, which represents about one third of overall NHS activity and more than half of the costs^{3,4}. Growing numbers of frail and elderly patients, increasing morbidities, more treatable illnesses and an increased public expectation of healthcare have all contributed to ever greater pressure on health and social care services^{5,6}. In urgent and emergency care this has led to more people:

- using GP services;
- using urgent care, walk-in centres and minor injury units;
- accessing the most expensive types of urgent and emergency care; and
- being admitted to hospital through emergency services⁷.

¹ Blunt, I et al (2010) Trends in Emergency Admissions (2004-2009) is greater efficiency breeding inefficiency?; Nuffield Trust

² Fernandes, A. (2011) Guidance for commissioning integrated urgent and emergency care: a whole system approach; Royal College of General Practitioners Centre for Commissioning

³ NHS Alliance (2012) A practical way forward for clinical commissioners; NHS Alliance on behalf of NHS Clinical Commissioners and sponsored by NHSCB (Now NHS England)

⁴ Primary Care Foundation (2011) Breaking the mould without breaking the system

⁵ Anandaciva, S (2012) Why do people end up at A&E?: a presentation given at the 'Leading the way: getting the most out of the reforms in urgent and emergency care' conference

⁶ Blunt, I et al (2010) Trends in Emergency Admissions (2004-2009) is greater efficiency breeding inefficiency?; Nuffield Trust

⁷ Roberts, A et al (2012) The funding pressures facing the NHS from 2010/11 to 2021/22: A decade of austerity?; Nuffield Trust

Further to this, the fragmentation of the system is causing confusion amongst patients resulting in duplication of effort for the same episode of care and inappropriate attendances and emergency admissions to hospital.

For emergency admissions, a patient admitted to hospital in an emergency has little choice about where or when they attend. The public expect that the NHS will provide them with a consistently high quality and safe service; this expectation should underpin the way that all services are commissioned and delivered. Whilst the NHS provides a high quality service for many patients admitted as an emergency, significant variations exist in patient outcomes and service arrangements both between hospitals and also within hospitals, depending on whether the patient is admitted on a weekday or weekend^{8, 9, 10, 11, 12, 13, 14}.

Analysis demonstrates that in England patients admitted to hospital as an emergency at the weekend have a significantly increased risk of dying compared to those admitted on a weekday. Data shows that around 4,400 lives in England could be saved every year if the mortality rate for patients admitted at the weekend was the same as for those admitted on a weekday. Figure 1 demonstrates the number of lives that could be saved in the different regions in England if there was no difference in weekend and weekday mortality rates.

⁸ Aylin. P. et al (2010) Weekend mortality for emergency admissions: A large multicentre study, *Quality and Safety in Health Care*, 19: 213-217

⁹ Bell, M. D., Redelmeier, D. A. (2001) Mortality among patients admitted to hospitals on weekends compared with weekdays; *The New England Journal of Medicine*; 345: 663-668

¹⁰ Barba, R., Losa, J. E., Velasco, M., Gujjarro, C., Garcia de Casasola, G. & Zapatero, A. (2006). Mortality among adult patients admitted to the hospital on weekends *The European Journal of Internal Medicine*; 17: 322-324

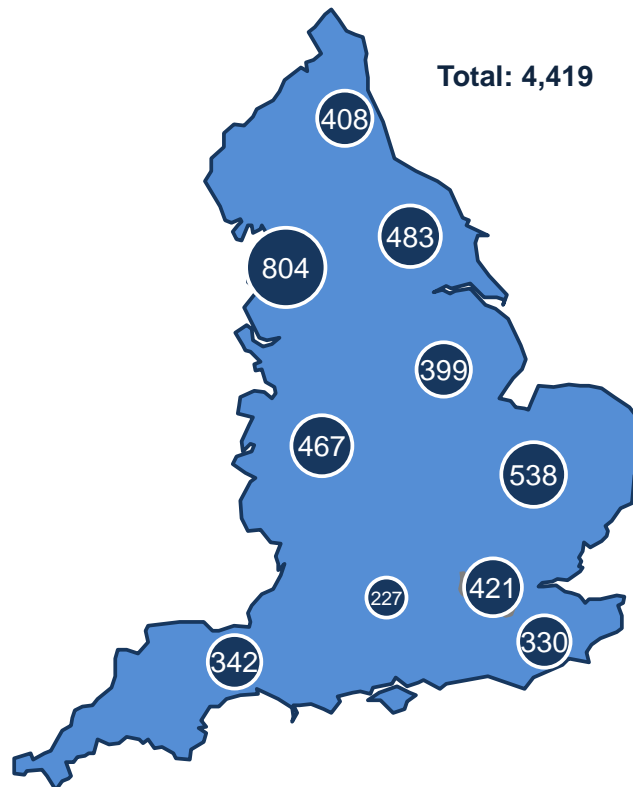
¹¹ Schmulewitz, L., Proudfoot, A. & Bell, D. (2005) The impact of weekends on outcome for emergency patients; *Clinical Medicine*; 5: 621-625

¹² National Confidential Enquiry into Patient Outcome and Death (2007) Emergency admissions: A step in the right direction,

¹³ Ricciardi, P. (2011) Mortality rate after non-elective hospital admission; *Archives of Surgery*; 146(5): 545-551

¹⁴ National Confidential Enquiry into Patient Outcome and Death (2010) An age old problem? Elective and emergency surgery in the elderly

Figure 1: Number of lives that could be saved if there was no difference in weekend and weekday mortality rates



Source: Based on analysis of Hospital Episode Statistics from 1 April 2008 to 31 March 2011

Reduced service provision throughout hospitals, including fewer consultants working at weekends, is associated with this higher weekend mortality rate. This suggests that a change in workforce arrangements is required to ensure that the right number of experienced and highly qualified staff are always available, alongside a change in service arrangements across the whole system to ensure the availability of support services.

This review sets out to improve urgent and emergency care services within the whole system, in England, 24 hours a day, seven days of the week.

2. The Urgent and Emergency Care Review

Improving the quality and safety of urgent and emergency care is outlined as a priority in *Everyone Counts: Planning for Patients 2013/14*.

The aims of the review of urgent and emergency care in England are to:

- Put patients and the public first;
- Create consensus among clinicians on options for organising urgent and emergency care;
- Produce evidence to support proposed models of care, based on quality, workforce and economic considerations; and
- Create a climate in which Clinical Commissioning Groups can commission for change and improvement in their localities.

2.1. Who is involved in the programme?

The urgent and emergency care review is clinically-led. Professor Keith Willett, National Director for Domain 3: Acute Episodes of Care, NHS England, chaired an Urgent and Emergency Care Steering Group which has representation from clinicians and commissioners across the NHS, National Voices, and the wider clinical body to develop this evidence base. Clinical and patient involvement will be fundamental to the review as it proceeds into its second stage.

The review aims to ensure that the needs of patients and the public are given primacy and are central to determining the priorities for patients when accessing care.

2.2. Approach

Development of the evidence base for change was undertaken through desk-top research and a review of available data such as Hospital Episode Statistics (HES). Supporting evidence was drawn from national guidance and reports from the wider clinical body including the Primary Care Foundation, College of Emergency Medicine, Royal College of General Practitioners and other Royal Colleges, as well as opinion from the Steering Group members and through wider engagement with clinical commissioning groups and key stakeholders.

3. Current provision of urgent and emergency care services

The most recent data available shows that there were:

- An estimated 438 million visits to a pharmacy in England for health related reasons in 2008/09¹⁵;
- An estimated 340 million GP consultations in 2012/13¹⁶;
- Approximately 24 million calls to NHS urgent and emergency care telephone services
 - 9.1 million calls to emergency 999 services in 2012/13¹⁷;
 - 4.4 million calls to NHS Direct in 2011/12¹⁸;
 - 2.7 million calls to NHS 111 in 2012/13¹⁹;
 - 8.6 million calls to GP out-of-hours services in 2007/08²⁰;
- 7 million emergency ambulance journeys in 2012/13²¹;
- 21.7 million attendances at A&E departments, minor injury units and urgent care centres in 2012/13²²; and
- 5.2 million emergency admissions to England's hospitals in 2012/13²³.

3.1. Increasing demand and costs of urgent and emergency care

3.1.1. Consultations and attendances

In England, the average number of consultations in general practice per patient rose from 4.1 to 5.5 per year between 1999 and 2008²⁴. Although there was a slight increase in the number of consultations undertaken by GPs, a doubling in the number of nursing consultations in general practice accounted for about 62 per cent of this increase (figure 2). In 2008, approximately 34 per cent of all general practice consultations were conducted by nurses²⁵. Spending on general practice, if taken separately from the whole of primary care spending, has reduced by about 0.2 per cent annually in real-terms since 2005/06. This increased pressure on primary care means that some patients may have found it more difficult to access services quickly, leading to a rising demand for other urgent and emergency care services²⁶.

¹⁵ Based on an estimate by the Department of Health that 1.2m people visit their pharmacy each day for health related reasons – source: Department of Health (2008) Pharmacy in England

¹⁶ There has not been any official estimate since 2008 – the figure of 340 million is a straight-line extrapolation of trends 1995-2008 completed by NHS Analytical Service (from Improving General Practice – a call to action – evidence pack) using HSCIC (2009) Trends in Consultation Rates in General Practice 1995/1996 to 2008/2009: Analysis of the QResearch® database: Final Report to the NHS Information Centre and Department of Health

¹⁷ The Information Centre for Health and Social Care (2013) Ambulance Services - England, 2012-13

¹⁸ NHS Direct (2013) Business Plan 2011/12 to 2015/16: Our Update for 2012/13

¹⁹ Department of Health (2013) National MDS NHS 111 Statistics

²⁰ Agnelo Fernandes (2011) Guidance for commissioning integrated urgent and emergency care: A 'whole system' approach
Health and Social Care Information Centre (2013) Ambulance Services – England, 2012-13

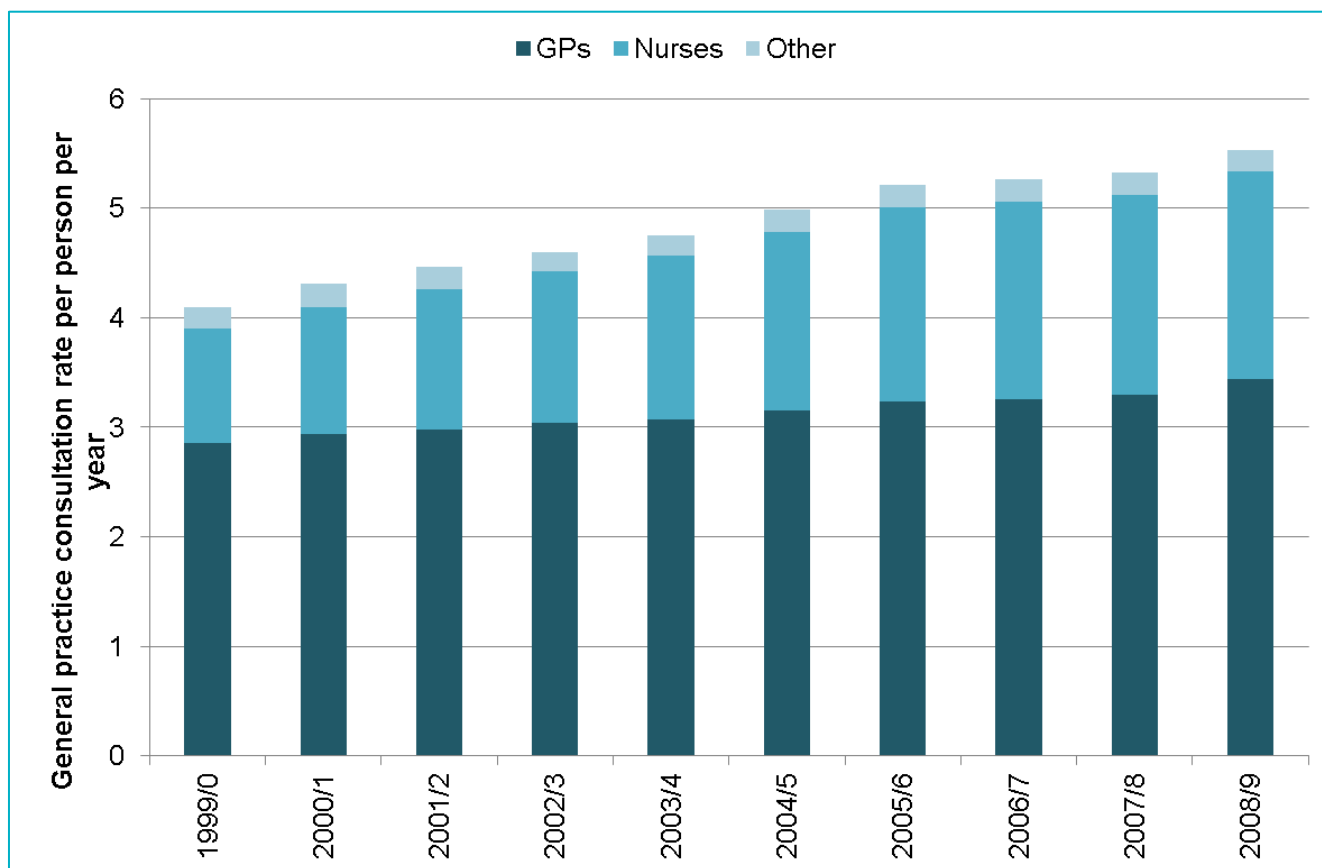
²² NHS England A&E quarterly activity statistics, NHS and independent sector organisations in England 2012-13

²³ NHS England A&E quarterly activity statistics, NHS and independent sector organisations in England 2012-13

²⁴ The Information Centre for Health and Social Care (2009) Final Report to the NHS Information Centre and Department of Health Trends in Consultation Rates in General Practice 1995 to 2008: Analysis of the QResearch® database

²⁵ HSCIC (2009) Final Report to the NHS Information Centre and Department of Health Trends in Consultation Rates in General Practice 1995 to 2008: Analysis of the QResearch® database

Figure 2: General practice consultation rates by professional group (1999 to 2008)



Source: HSCIC - ONS Consultations Report 20 - QRESEARCH calendar year consultations 2008

In the last decade there has been a huge growth in spending on unplanned care services across England, designed to provide the public with quick access to a clinician when urgent care needs arise²⁷. This means that many A&E departments are now able to stream patients to an alternative urgent care facility when appropriate. However it has also added to the complexity of the urgent and emergency care system, increasing variation and fragmentation of services. There were 6.8 million attendances at walk in centres and minor injury units in 2012/13 and activity at these facilities has increased by around 12 per cent annually since this data was first recorded in 2002/03²⁸. Despite this, attendances at major and single specialty A&E departments have continued to increase by about 1.3 per cent per year²⁹. Accident and Emergency departments have seen a significant number of patients that could be managed in other settings, adding to those with life-threatening conditions³⁰. One interpretation of this is that the new services are meeting a previously unmet need. Alternatively, it could be that the increased provision has led to supply induced demand and therefore increased uptake, or demand caused by a failure to intervene earlier in the urgent and emergency care pathway or system.

²⁷ C.Salisbury (2003) Do NHS Walk in Centres in England provide a model of integrated care?; International Journal of Integrated Care; 3 (published online)

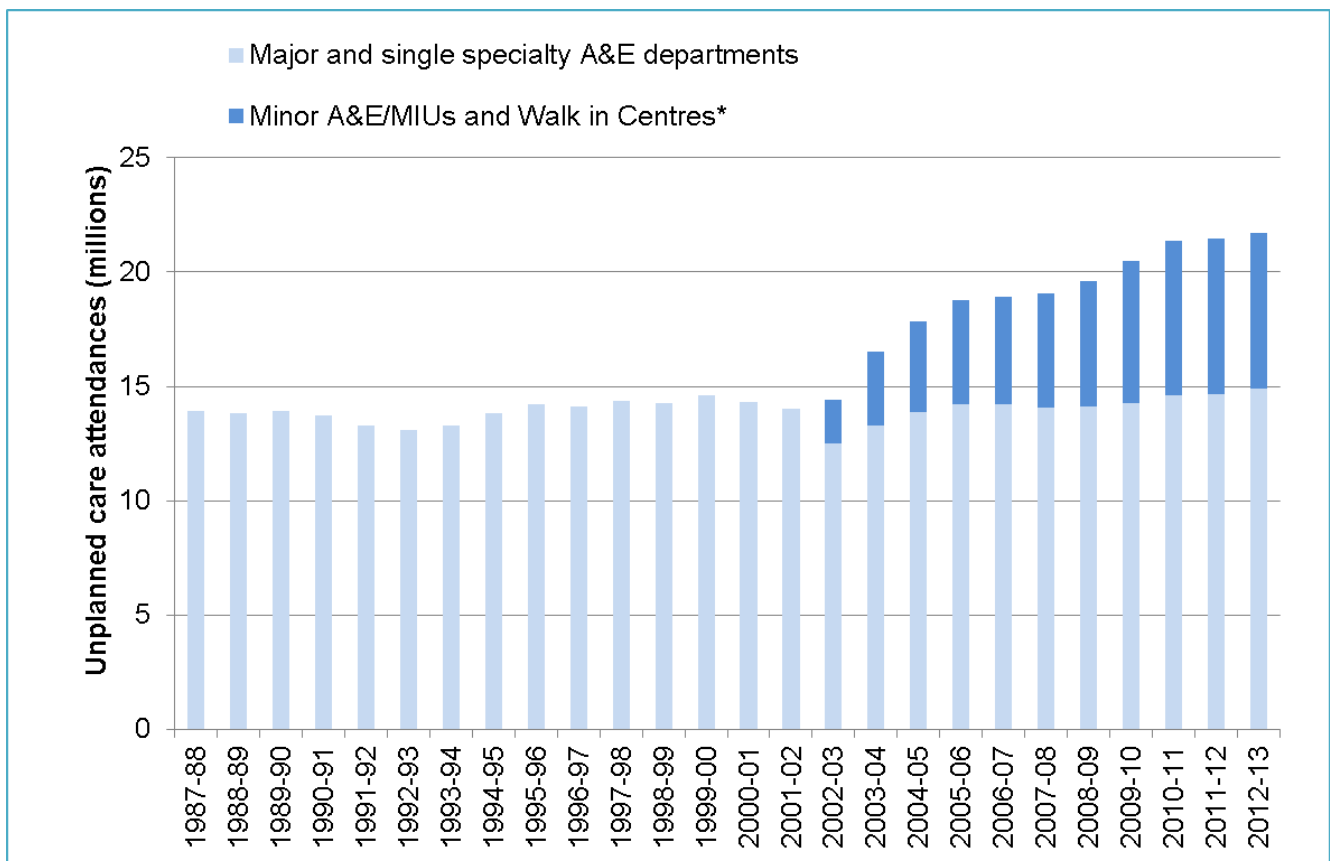
²⁸ 2002/03-2010/11 taken from Department of Health (2011) Timeseries A&E Attendance data; 2011/12-2012/13 taken from NHS England (2013) Weekly A&E Sitreps

²⁹ Based on five years A&E attendances data (2007/8-2012/13) – 2007/08-2010/11 taken from Department of Health (2011) Timeseries A&E Attendance data; 2011/12-2012/13 taken from NHS England (2013) Weekly A&E Sitreps

³⁰ Coleman, P et al (2011) Why do patients with minor or moderate conditions that could be managed in other settings attend the emergency department?; Emergency Medicine Journal; 29: 487-491

Attendance at an A&E department often reflects the availability or awareness of alternative sources of help. Patients know what an A&E department does and that its services are available 24 hours a day, seven days a week. This is in contrast to some other components of the urgent and emergency care system, which offer less consistent responses and are less well understood by patients. This suggests that some patients may default to A&E departments when they are unsure about which service is most appropriate to their needs.

Figure 3: Unplanned care attendances 1987/88 – 2012/13



Source: Department of Health (1987/88 – 2011/12) and NHS England (2012/13)*³¹

Key message

The number of GP consultations has risen over recent years and, despite rapid expansion and use of alternative urgent care services, attendances at A&E departments have not reduced. This indicates either unmet demand across the whole system or supply induced demand: increased uptake as a result of increased provision of services.

3.1.2. Rising costs

Spending on primary care was estimated to be approximately £21.6 billion in 2011/12³². Although the total primary care spend increased by about £3 billion (or about 17 per cent) between 2003/04 and 2005/06, it has remained more or less unchanged since then³³. The total estimated cost of A&E services varies due to changes in definitions and the way information

³¹ *data for minor A&E/MIUs and Walk in Centres was not collected before 2002-03 and figures are included under major and single specialty A&E departments

³² Jones, N and Charlesworth, A (2013) The Anatomy of Health Spending 2011-12; Nuffield Trust, London

³³ Jones, N and Charlesworth, A (2013) The Anatomy of Health Spending 2011-12; Nuffield Trust, London

has been collected, making it difficult to estimate the costs associated with the rise in urgent care. However spending on major A&E services in England is thought to be between £760m and £1.5bn per year, with the average cost of an attendance thought to be about £68^{34,35,36,37,38,39}.

The average cost of accessing urgent and emergency care varies considerably depending on how and where it is accessed, ranging from lower cost services such as NHS Direct to the highest level of urgency with 999 services and hospital admissions. Rising costs across urgent and emergency care services can be associated with fragmentation of the current system of urgent and emergency care. This fragmentation leads to confusion among patients about how and where to access the care they need⁴⁰, and many people are unable to navigate to the level of care appropriate to their condition, leading to multiple calls or attendances and unnecessary use of A&E or ambulance services⁴¹. It is estimated that around three-quarters of A&E attendances relate to serious or life-threatening conditions and about one quarter could have been treated elsewhere^{42,43,44}. However there is variation between different A&E departments, with deprived urban areas having the highest proportion of patients who did not require hospital treatment⁴⁵. This suggests that NHS resources are being used inefficiently because more people are accessing:

- urgent and emergency care in several places for a single episode of care, often referred on by health professionals⁴⁶; and
- more expensive areas of urgent and emergency care than necessary.

Key messages

Growth in the number of people using urgent and emergency care is leading to mounting costs and increased pressure on resources.

Overall fragmentation of the system and inconsistent service provision means that patients may not be able to access the most appropriate urgent or emergency care service to suit their needs, leading to duplication and over-use of the most expensive services at significant cost to the NHS.

³⁴ Foundation Trust Network (October 2012) Briefing on Driving Improvement in A&E Services

³⁵ National Audit Office (2004) Improving Emergency Care in England, Report by the Comptroller and Auditor General

³⁶ Fernandes, A. (2011) Guidance for commissioning integrated urgent and emergency care: a whole system approach; Royal College of General Practitioners Centre for Commissioning

³⁷ Blunt, I et al (2010) Trends in Emergency Admissions (2004-2009) is greater efficiency breeding inefficiency?; Nuffield Trust

³⁸ National Audit Office (2004) Improving Emergency Care in England, Report by the Comptroller and Auditor General

³⁹ Dr David Carson et al (2012) Urgent Care Services: What works best? – Review of Urgent Care Services; Primary Care Foundation

⁴⁰ NHS Alliance (2012) A practical way forward for clinical commissioners; NHS Alliance on behalf of NHS Clinical Commissioners and sponsored by NHSCB (Now NHS England)

⁴¹ Bickerton, J. et al (2012) Streaming primary urgent care: a prospective approach; Primary Health Care Research & Development; 13(2): 142-152.

⁴² Cooperative Pharmacy (2011) Reducing needless A&E visits could save NHS millions

⁴³ NHS Networks (2011) New Choose Well Campaign

⁴⁴ Self Care Forum (2012) Over 2 million unnecessary A&E visits “wasted”; found at:

<http://www.selfcareforum.org/2012/10/30/over-2-million-unnecessary-ae-visits-wasted/>

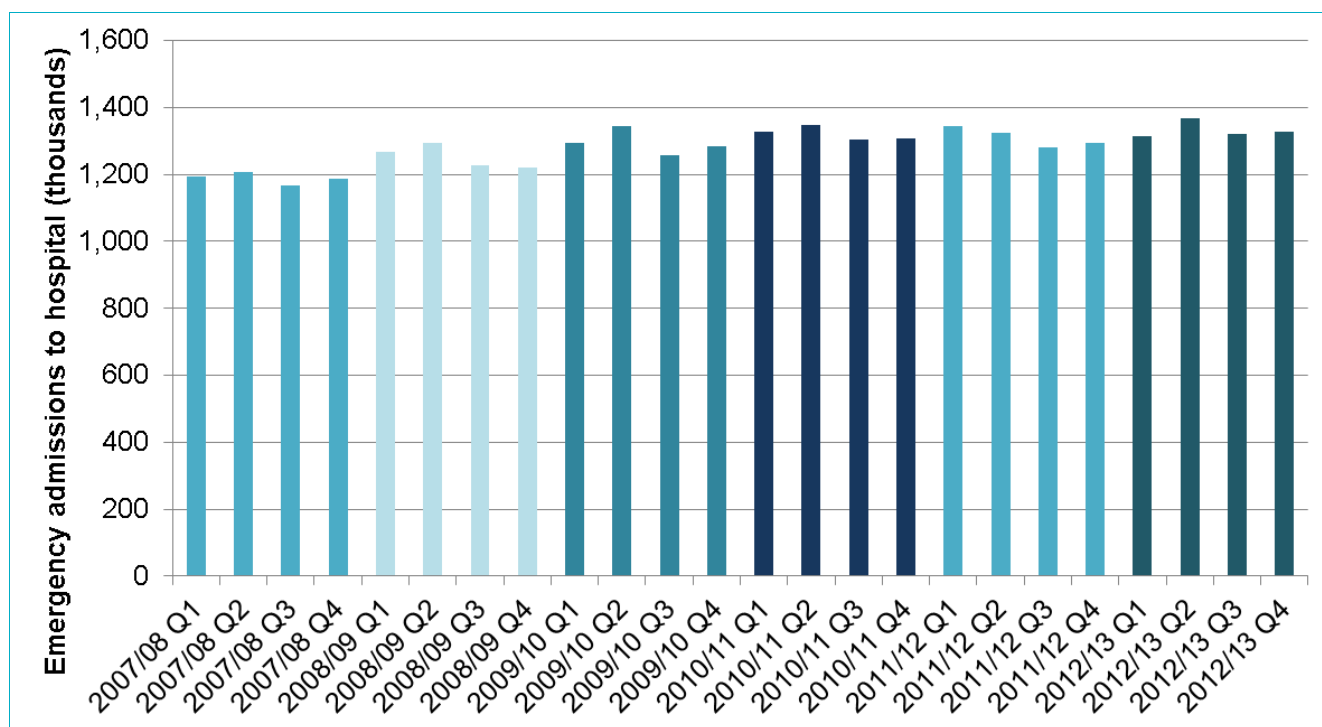
⁴⁵ McLellan, A (2011) Analysis: patients in poorer regions using A&E over GP; Health Service Journal, 13th December 2011

⁴⁶ RCGP, RCN, RCPCH & CEM (2012) Right care, right place, first time?: Joint Statement by the Royal College of General Practitioners (RCGP), Royal College of Nursing (RCN), Royal College of Paediatrics and Child Health (RCPCH) and the College of Emergency Medicine (CEM) on the urgent and emergency care of children and young people

3.2.3. Increasing emergency admissions to hospital

Emergency admissions to hospital in England have increased year on year, with a rise of 11.8 per cent between 2003/04 and 2008/09⁴⁷, although recent years have seen more modest growth (figure 4). Reports on the full cost of emergency admissions to hospital vary: a 2010 review of trends estimated that, in 2009, emergency admissions cost the NHS about £11bn and were increasing at a rate of about £83 million per annum⁴⁸. However the National Audit Office put the cost of emergency admissions to hospital in 2011/12 at £14bn⁴⁹, representing about 26 per cent of the NHS budget for acute care.

Figure 4: Quarterly trends in emergency admissions between 2007/08 and 2012/13



Source: HSCIC - Summary HES Inpatient Data by Month of Activity, for final 2007-08, 2008-09, 2009-10, 2010-11, 2011-12 data and Provisional 2012-13 data

There are various factors that have contributed to the rise in emergency admissions including:

- a rise in the proportion of older adults within the population;
- a rise in the number of people living with long-term conditions and acute exacerbations of these conditions;
- an increase in short-stay admissions; and
- an increase in emergency re-admissions (see section 10.1).

⁴⁷ Blunt, I et al (2010) Trends in Emergency Admissions (2004-2009) is greater efficiency breeding inefficiency?; Nuffield Trust

⁴⁸ Department of Health (2011) Emergency Admissions through A&E; Datasets 03/04 Q1 to 2010/11 Q4

⁴⁹ <http://www.nao.org.uk/press-releases/emergency-admissions-to-hospitals-managing-the-demand/>

The evidence base for improving urgent and emergency care in England sets out to review the evidence in different service areas, ranging across patients' perceived levels of need, in terms of a patient's level of anxiety or perception of the seriousness of their complaint. These are as follows:

- Self-care and self-management;
- Telephone care;
- Face-to-face care;
- 999 emergency services;
- A&E departments; and
- Emergency admissions to hospital.

In response to feedback received during engagement, the statistical summary in section 3.1 has been updated to reflect that there has been no consistent national data available on GP consultations since 2008 and that the figure of 340 million is based on a straight line extrapolation of data collated up until 2008. Since then there have been no official estimates.

Section 3.1.1 has been updated in response to feedback received during engagement suggesting that the increased pressure on GPs was not sufficiently highlighted. An additional graph has been inserted to illustrate the increase in the rate of general practice consultations in England. Reference to the link between primary care access and A&E attendances has been removed from this section but is described in more detail in section 7.1.

In response to feedback received during engagement, section 3.1.2 has been revised to better distinguish between different types of A&E attendances.

Additionally, the graph on emergency admissions through A&E in section 3.1.3 has been updated to reflect the latest data up to 2012/13 (this replaces a graph that showed only emergency admissions through A&E from 2003/04 until 2010/11).

4. Patient experience

In 2012, NHS England set out its aims to deliver a patient-centred, customer-focussed NHS⁵⁰. The Government's mandate to NHS England for 2013-2015 states that the quality of care is as important as quality of treatment, but the public are less confident about consistency of care provision than they are about treatment⁵¹. In urgent and emergency care, quality of care can significantly impact the way patients choose to access services, with many choosing not to use the services most appropriate to their needs. This causes duplication and a poorer experience for many patients.

Patient experience is difficult to capture for this type of healthcare. For example 22 per cent of patients in A&E departments are under 16 years old and 20 per cent are over 65 years old⁵². Many patients cannot communicate easily, are in pain or experience fear or stress, and have different expectations of care from those in less acute settings. While it is possible to implement systems to measure patient experience in groups (such as children using urgent and emergency care services) evidence suggests that this often does not happen⁵³. In the 2004 Inpatient Surveys, in which all ages were included, it was found that children and young people were significantly less likely than adults to feel confidence and trust in their doctors or that they were treated with dignity⁵⁴.

4.1. Patient experience of general practice

The NHS and Social Care Services Surveys show that overall satisfaction with GP services has traditionally been high (although it has declined slightly from a high of 80 per cent in 2009 to 74 per cent in 2012)⁵⁵. However the 2010/11 GP patient survey shows that there was significant variation between GP services and across different geographic areas. Practices in London and those located in more deprived areas were much more likely to under-perform on both clinical outcome measures and patient experience⁵⁶.

A recent study of patients accessing their GPs over the telephone⁵⁷ found that the two factors most likely to affect patient experience were speed of access and continuity of care. In the study of 1,328 patients across 15 practices, patients who said they were 'very unsatisfied' waited an average of 129 minutes to speak to a GP, whilst those who were 'very satisfied' waited an average of 46 minutes. Of those who were very unsatisfied, only 38 per cent spoke to their usual GP whereas, of those who were very satisfied, 73 per cent spoke to their usual GP. Most of the time patients report good access to their GP, but there are variations in access between practices and across geographic areas⁵⁸.

⁵⁰ NHS England (2012) Everyone Counts: Planning for Patients 2013/14

⁵¹ Department of Health (2012) The Mandate: A mandate from the Government to the NHS Commissioning Board: April 2013 to March 2015; Department of Health

⁵² RCPCH and Picker Institute (2012) Patient Reported Experience Measure (PREM) for urgent and emergency care, Royal College of Paediatric and Child Health and the Picker Institute

⁵³ RCPCH and Picker Institute (2012) Patient Reported Experience Measure (PREM) for urgent and emergency care, Royal College of Paediatrics and Child Health and the Picker Institute

⁵⁴ Hargreaves, D. and Viner, R. M. "Children's and young people's experience of the National Health Service in England: a review of national surveys 2001-2011" *Archives of Disease in Childhood* 2011: 10.1136

⁵⁵ The King's Fund (2012) Satisfaction with NHS and social care services – results ; the King's Fund

⁵⁶ The King's Fund (2012) Data briefing: improving GP services in England: exploring the association between quality of care and experience of patients; King's Fund

⁵⁷ Longman, H (2013) What matters to patients in general practice, for satisfaction and support of change?: A study of 1,328 patient responses from 15 practices; Patient Access; www.patient-access.org.uk

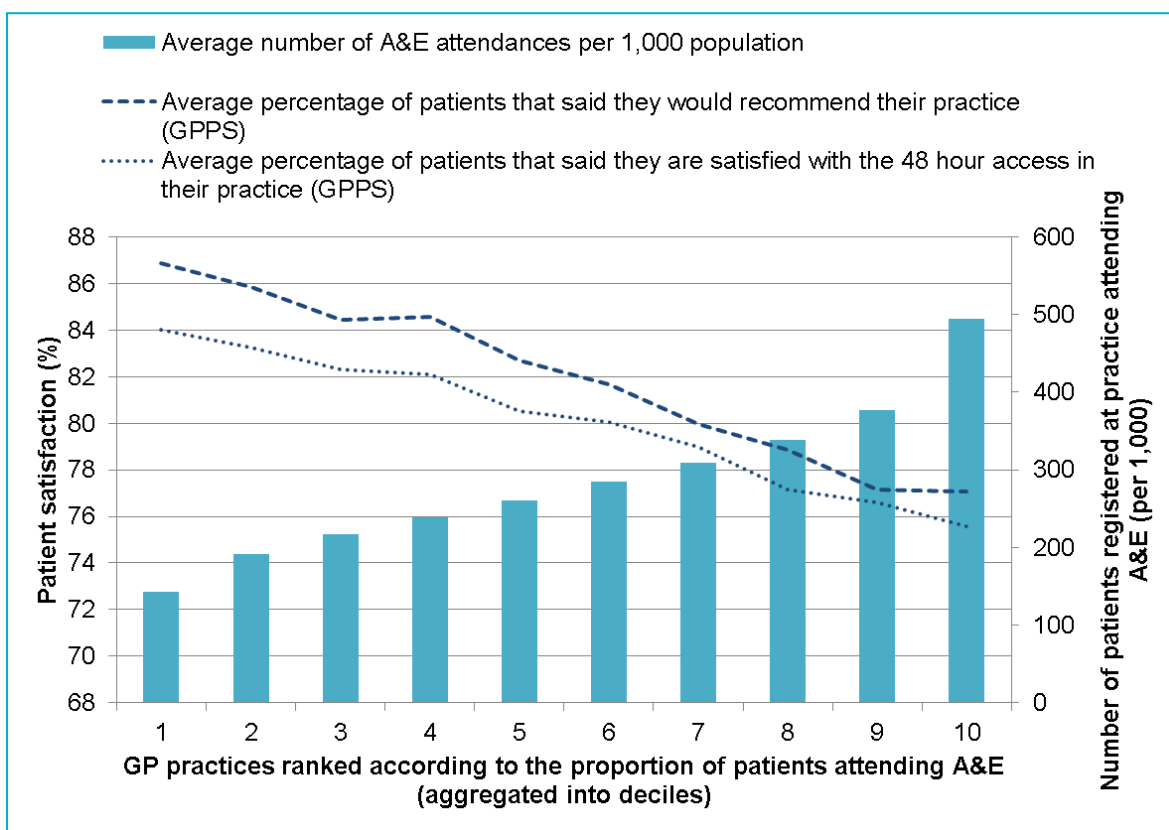
⁵⁸ Goodwin et al (2011) Improving the quality of care in general practice: Report of an independent inquiry commissioned by The King's Fund

A 2012 King’s Fund study found that patient satisfaction with access to general practice consistently showed a strong association with clinical quality. Evidence suggests that patients’ experience of GP services, particularly when related to ease of access, affects uptake and interaction with primary care. This affects the way in which patients choose to access health care because patients that are not satisfied with their GP practice are more likely to:

- resort to using urgent and emergency care services for primary care needs; or
- only seek help when they become acutely ill, increasing the risk of emergency admission⁵⁹.

Analyses of GP patient survey data have found a correlation between the ability of patients to access their GP quickly and overall satisfaction with their GP surgery. There is also an inverse correlation between these variables and how frequently a patient is likely to use A&E services (figure 5).

Figure 5: the relationship between A&E attendances and results from the 2010/11 GP Patient Survey (GPPS)



Source: Health and Social Care Information Centre

Whilst this should not be interpreted as indicating a direct causal link between these factors, recent studies have suggested that a patient’s experience of GP services, particularly regarding ease of access, is likely to be a factor in the way that patients interact with other areas of healthcare^{60,61}. Variables such as levels of deprivation (see section 7.1.1), proximity to

⁵⁹ The King’s Fund (2012) Data briefing: improving GP services in England: exploring the association between quality of care and experience of patients

⁶⁰ The King’s Fund (2012) Data briefing: improving GP services in England: exploring the association between quality of care and experience of patients; King’s Fund

A&E services, and numbers of patients with long-term conditions, will also influence the proportion of patients accessing A&E services. Analyses of A&E attendances and levels of multiple deprivation statistics show that patients living in areas with high levels of deprivation are more likely to use A&E services⁶².

Key message

There is significant variation in patient experience between GP practices. Data shows that some patients who have a good experience of their GP are less likely to use A&E departments.

4.2. Patient experience of telephone services

NHS Direct provided the public with access to healthcare advice over the telephone and, if necessary, directed them to the NHS service most appropriate to their health needs. Public satisfaction with this service in 2012 was high: 90 per cent of those using the telephone service said they were satisfied with the way the call was handled, and 90 per cent followed the advice the service gave them⁶³. However, a major criticism of the NHS Direct number was the length of time patients could wait to be called back for medical advice or referral⁶⁴. A report by the National Audit Office also concluded that advice given by NHS Direct staff could vary under similar circumstances and generally call handlers erred on the side of caution⁶⁵. Although many patients were advised to self-care when they would have otherwise visited their GP, the service did not appear to have an influence on the number of people using urgent and emergency services⁶⁶.

In 2013, the NHS Direct telephone number was replaced by NHS 111. The objective of the new service is to transform the delivery of urgent and emergency care by directing patients to the “right service, first time”, with clinical assessment and referral taking place within the same phone call⁶⁷. The service also encourages different providers of urgent and emergency care to come together to consider the way in which the current system works and furthermore, tackle any deficits. It is envisaged that NHS 111 will use fewer clinicians compared to the previous NHS Direct telephone number, with the majority of call handlers relying on the support of an electronic clinical assessment system. This enables callers to have their clinical need assessed by the first call handler they speak to, and then be referred directly to the most appropriate provider in their local area. NHS Pathways has developed a shared NHS view on how to manage risk for issues that initially present on the phone. This has been achieved through extensive piloting and constant review from an independent National Clinical Governance Group chaired by the Royal College of General Practitioners and including representatives from the College of Emergency Medicine, the British Medical Association and other organisations involved in the delivery of urgent and emergency care.

⁶¹ Longman, H (2011) Rapid telephone access to your GP improves workload, linked to lower A&E attendance: England national evidence presented at Healthcare Innovation Expo

⁶² Department of Health A&E statistics comparison with Office of National Statistics data on levels of multiple deprivation.

⁶³ NHS Direct (2012) NHS Direct facts and figures

⁶⁴ Turner, J et al (2012) Evaluation of NHS 111 pilot sites; University of Sheffield

⁶⁵ Bourn, J (2002) NHS Direct in England: report by the comptroller and auditor general; National Audit Office, Hc 505 session 2001-2002: 25 January 2002

⁶⁶ Bourn, J (2002) NHS Direct in England: report by the comptroller and auditor general; National Audit Office, Hc 505 session 2001-2002: 25 January 2002

⁶⁷ Turner, J et al (2012) Evaluation of NHS 111 pilot sites; University of Sheffield

An evaluation of three pilot sites in 2012 found that patient satisfaction with the NHS 111 service was very high, but using the service did not improve overall patient experience, or reduce the use of other urgent and emergency care services⁶⁸.

After NHS 111 services went live in March 2013, some concerns were raised about patients experiencing long delays before they were advised or referred, due to operational failures to provide adequate staffing for the service and call volumes⁶⁹. Early analysis of NHS 111 providers undertaken in July 2013⁷⁰ indicated that the most experienced providers of telephone care were providing a significantly better service than new providers: reporting more calls answered within 60 seconds and fewer calls abandoned after 30 seconds. Providers with a high referral rate for clinical advice also had higher call back rates and longer episode lengths, which may indicate a lack of resource to meet demand for clinical input.

Key message

Patient experience of both the NHS Direct telephone service and pilots of NHS 111 has been found positive; however transition from nurse-led triage to calls answered by trained advisors, supported by experienced clinicians has led to some incidences of poor patient experience during the early implementation of NHS 111.

4.3. Fragmentation of urgent care services

Urgent care services are highly fragmented and difficult to navigate causing many patients to experience difficulty choosing the service most appropriate to their needs^{71,72,73}. Variations in opening hours, clinical expertise, access to diagnostics and nomenclature can lead to confusion and referrals to a number of urgent care services within the same episode of care. This increases cost, delay and clinical risk and leads to poor patient experience⁷⁴. The Primary Care Foundation's review of urgent care in 2011 found that⁷⁵:

- There was significant variation in the case mix that urgent care centres provide for, with some seeing minor illnesses only, some minor injuries only and some seeing both. In some services this could depend on whether or not the right member of staff happened to be working at that time;
- There were no standard operating hours for urgent care centres with some open 24/7, some only open on weekday daytimes and some only open out-of-hours; and
- An increasing number were situated in or close to the acute hospital, but many others remained distant, which made streaming of patients attending A&E departments much more difficult.

The lack of standardisation and inconsistent terminology of service names leads to fundamental misconceptions amongst patients regarding the types of services offered by

⁶⁸ Turner, J et al (2012) Evaluation of NHS 111 pilot sites; University of Sheffield

⁶⁹ BMA (2013) GPs implore government to delay NHS 111; British Medical Association, 28 March 2013

⁷⁰ Ginn, C (2013) What good looks like: NHS 111; NHS England analytical services

⁷¹ The King's Fund (2011) Managing urgent activity – urgent care

⁷² Booker et al (2013) Patients who call emergency ambulances for primary care problems: a qualitative study of the decision-making process; Emergency Medicine Journal

⁷³ Primary Care Foundation (2011) Breaking the mould without breaking the system. Primary Care Foundation

⁷⁴ Primary Care Foundation (2011) Breaking the mould without breaking the system. Primary Care Foundation

⁷⁵ Primary Care Foundation (2011) Breaking the mould without breaking the system. Primary Care Foundation

urgent care, resulting in widespread patient confusion⁷⁶ and frustration with selecting these services. Furthermore, this can lead to patients accessing a higher acuity service.

Key message

The wide range of urgent care services available and lack of service standardisation and labelling results in patient confusion over how to access the right healthcare quickly; this leads to duplication, delay, increased clinical risk and poor patient experience.

4.4. Monitoring patient experience

In 2012, NHS England made 'listening to patients' one of the key principles behind planning clinically-led commissioning⁷⁷. Capturing feedback regularly, consistently and accurately then acting on that information to improve patient experience is expected of all NHS services⁷⁸. The clinical quality indicators, introduced as part of the Operating Framework for the NHS in England 2011/2012, require A&E departments to assess the experience of patients and describe improvements made to the service as a result⁷⁹. This helps provide A&E departments with the tools and intelligence required to sustain high quality patient experience. However there is currently no equivalent requirement for urgent care centres, minor injury units, walk-in centres or GP out-of-hours services⁸⁰. This means that these services lack consistency and regularity in their arrangements for capturing patient feedback. In a 2012 study, the Primary Care Foundation found that, in some cases, there had been a long gap since the last survey had been conducted; in others, the questions had been changed so that it was impossible to compare results to find out whether recent changes had improved the experience of patients⁸¹.

The absence of a consistent mechanism for feedback means that it is difficult to assess the standard of patient experience across all urgent and emergency care services. It also means that many urgent care centres may not understand where they are falling short of patient expectations.

Key message

There are variations in the way patient experience is monitored and acted upon in urgent care and this falls short of what is achieved in other parts of the NHS.

4.5. Patient experience of '999' emergency services

Patient experiences of '999' emergency services are consistently positive and patients have a high level of trust and confidence in ambulance staff who attend to them. A 2008 Care Quality Commission (CQC) survey of category C patients (those with 'non urgent or life-threatening conditions') calling '999' found that experiences of using the service were overwhelmingly positive, with 98 per cent of patients rating the service as good or better⁸². This compares with 74 per cent patient satisfaction with GPs and 61 per cent satisfaction with NHS services

⁷⁶ Booker et al (2013) Patients who call emergency ambulances for primary care problems: a qualitative study of the decision-making process; Emergency Medicine Journal

⁷⁷ NHS England (2012) Everyone Counts: Planning for Patients 2013/14

⁷⁸ Primary Care Foundation (2012) Urgent care: what works best – review of urgent care centres; a discussion paper from the Primary Care Foundation

⁷⁹ Imperial College Healthcare (2013) A&E quality indicators; <http://www.imperial.nhs.uk/patients/ourstandards/emergency-care-quality-indicators/index.htm>

⁸⁰ Primary Care Foundation (2012) Urgent care: what works best – review of urgent care centres; a discussion paper from the Primary Care Foundation

⁸¹ Primary Care Foundation (2012) Urgent care: what works best – review of urgent care centres; a discussion paper from the Primary Care Foundation

⁸² CQC (2009) National NHS patient survey programme: Survey of Category C ambulance service users 2008; Care Quality Commission

overall⁸³. The differences in patient experience found in the survey may go some way to explaining why many people with non-urgent or life-threatening conditions seek help from ‘999’ emergency services.

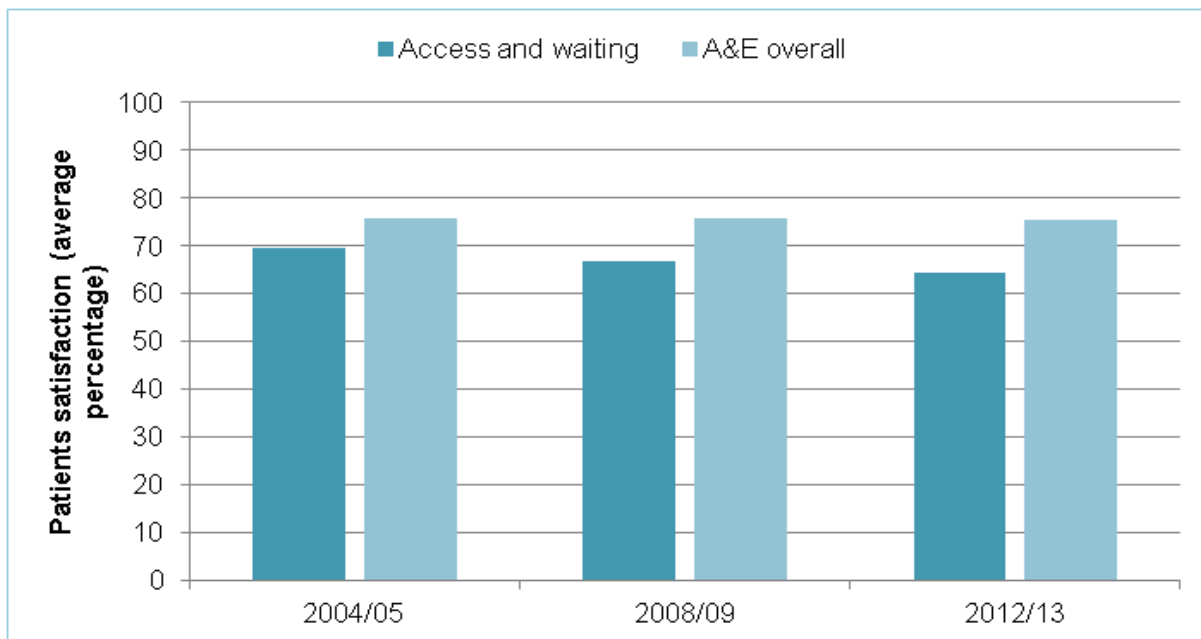
A recent qualitative study of patients who used ‘999’ emergency services for primary care needs found that many people used ambulance services because they were not aware of, or confused by the alternative offerings⁸⁴. The 2008 CQC survey found that only 31 per cent of callers considered calling another service⁸⁵, suggesting that there is an inherent over-reliance on ‘999’ emergency services and the public are reluctant to use alternatives.

Key message
 Consistently positive patient experiences of ambulance services, and confusion surrounding other areas of healthcare, are factors that may have contributed to an increased use of the emergency ‘999’ number and ambulance services by patients with non-urgent healthcare needs.

4.6. Patient satisfaction in A&E departments

Accident and Emergency departments are understood and trusted by the public; they provide 24/7 access to anyone using the service. However, the 2012 national NHS patient survey for A&E departments⁸⁶ indicated that overall patient satisfaction with A&E services had decreased slightly over the last decade (figure 6).

Figure 6: Patient satisfaction with A&E departments



Source: National NHS Patient Survey Programme: Accident and Emergency Department Survey 2012

⁸³ The King’s Fund (2012) Satisfaction with NHS and social care services – results
⁸⁴ Booker et al (2013) Patients who call emergency ambulances for primary care problems: a qualitative study of the decision-making process; *Emergency Medicine Journal*
⁸⁵ CQC (2009) National NHS patient survey programme: Survey of Category C ambulance service users 2008; Care Quality Commission
⁸⁶ CQC (2012) National NHS patient survey programme Accident and Emergency Department Survey 2012: full results with 2004 and 2008 comparisons

Most of the overall downward trend is a result of a marked decrease in patient satisfaction with access and waiting. In 2012/13, thirty-three per cent of respondents waited more than half an hour before they were first seen by a doctor or nurse – up from 24 per cent in 2004 and 29 per cent in 2008. This is despite the number of patients waiting more than four hours from the time of arrival to admission or discharge falling dramatically over that period⁸⁷. Fifty-nine per cent of patients in 2012/13 reported that they had not been told how long they would have to wait to be treated – an increase of six per cent since 2008.

Recent data shows that the number of patients waiting more than four hours from the time of arrival at an A&E department to admission or discharge increased from 1.7 per cent to 4.1 per cent between 2009/10 and 2012/13. In addition to sick or anxious patients' negative experience of long waits for treatment or discharge, overcrowding is thought to be a key factor affecting patient experience in A&E departments because it leads to delayed treatment, impediment of pain management and poorer clinical outcomes⁸⁸ (see section 8.3.3). The 2012 national NHS patient survey for A&E departments found that 17 per cent of patients thought hospital staff did not do everything they could to help them control their pain, which was a rise of four per cent from 2008⁸⁹. There were also variations between A&E providers in terms of overall patient experience⁹⁰. Findings highlighted that 30 trusts performed consistently above average. Foundation Trust and Teaching Hospital status and proportion of white inpatients were positively associated with performance. Six trusts in England were below average on each domain and these were located in London and were not foundation trusts. They were also found to have the highest deprivation scores and the lowest percentage of white inpatients.

The 'friends and family' test was introduced into all NHS A&E services across England in April 2013. The first results, published in May 2013⁹¹, showed a wide variation in the way patients felt about their experiences in A&E with the highest score being +100 and the lowest -78.

In July 2013, only 25 per cent of A&E departments managed to achieve the required response rate of 15 per cent⁹²; however this shows large improvement since April 2013, where only 11 per cent achieved that rate. Analysis of July 2013 data looking at A&E departments where response rates were over 15 per cent indicated that the vast majority of patients (89 per cent) were either likely or extremely likely to recommend the A&E department to their friends and family (figure 7). The range of variation of test scores in this group is also smaller (ranging from 87 to 28) but still indicates there are significant differences in the way patients experience different A&E departments.

⁸⁷ Department of Health weekly A&E SitReps 2003/04 – 2012/13

⁸⁸ Collins et al (2010) Adverse effects of overcrowding on patient experience and care; *Emergency Nurse*; Volume 18, no 8, pp34-39

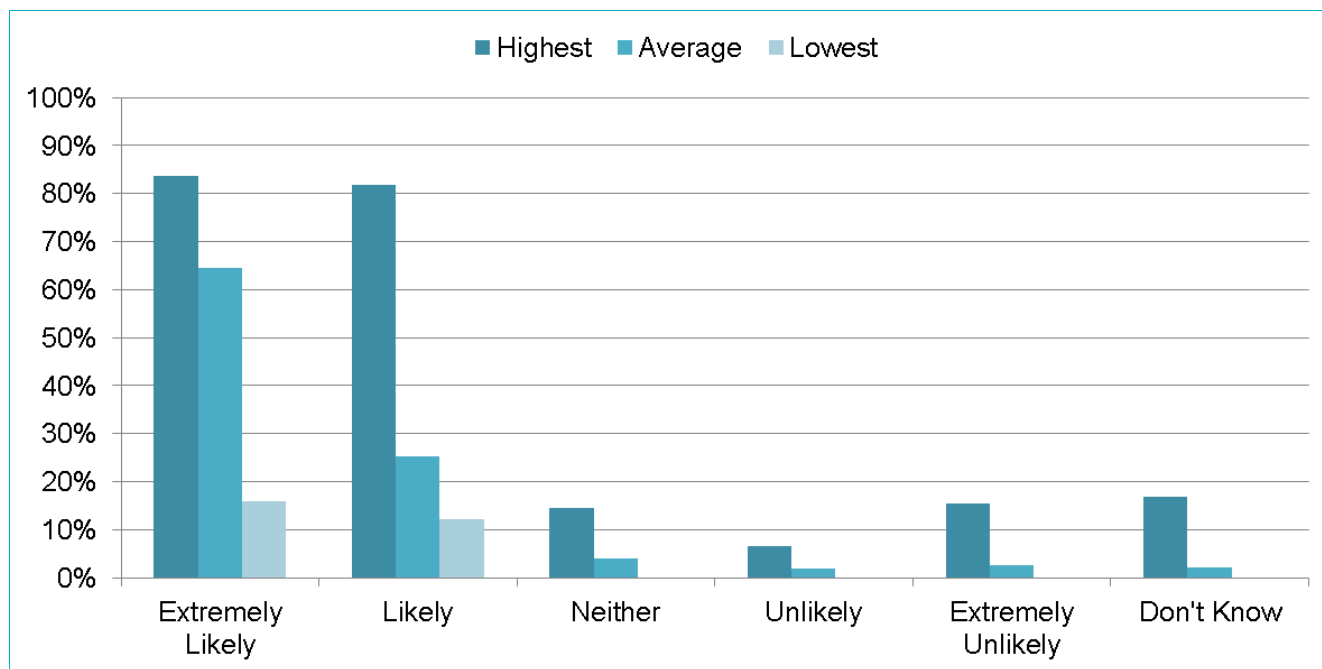
⁸⁹ CQC (2012) National NHS patient survey programme Accident and Emergency Department Survey 2012: full results with 2004 and 2008 comparisons

⁹⁰ Raleigh et al, An analysis of patient experience across acute care surveys in English NHS Trusts, 2012

⁹¹ NHS England (2013) Friends and Family Test –Accident and Emergency

⁹² Department of Health (2012) The NHS Friends and Family Test: Implementation Guidance – page 15

Figure 7: Friends and Family Test results for June 2013 in hospitals with above 15 per cent response rate



Source: NHS England

Key message

A&E performance (operational and clinical), and therefore patient experience, varies significantly between trusts, with a few performing far worse than the rest. Additionally, there are signs that overcrowding of A&E departments is causing a deterioration of performance and impacting negatively on patient experience.

4.7. Meeting patients' expectations in hospital

Patients want the highest standard of care and their experience can be enhanced by consultant involvement – their stay in hospital may be shortened and their clinical outcome improved. Studies have also found that patient experience is a good indicator for the quality of services and it is therefore becoming an increasingly important measure of the quality of hospital care^{93,94}.

A recent study of patient ratings of all NHS acute hospital trusts, submitted on NHS Choices, found that hospitals with better patient ratings tend to have lower mortality rates and lower re-admission rates. Findings showed that the top quartile of hospitals compared to the bottom quartile had five per cent lower mortality rates and 11 per cent lower re-admission rates⁹⁵.

⁹³ Jha, A.K. et al (2008) Patients' Perception of Hospital Care in the United States. The New England Journal of Medicine. 359:1921-1931. October 2008

⁹⁴ Isaac, T. et al (2010) The Relationship between Patients' Perception of Care and Measures of Hospital Quality and Safety. Health Services Research. 45(4):1024-1040. 2010

⁹⁵ Greaves, F. et al. (2012) Associations between web-based patient ratings and objective measures of hospital quality. Archives of Internal Medicine. 13 February 2012

It is recognised that patient experience is a far from perfect indicator but findings do certainly show a general trend that where patients rate a hospital highly the clinical quality of hospital care is also good.

Following the engagement period, figure 5 has been amended to show the correct date. Section 4.2 has been expanded to include the recent early analysis of NHS 111 providers completed by NHS England. Also, Section 4.5 has been updated with the results of the recently introduced 'friends and family' test.

5. Self-care and self-management

5.1. The impact of self-care and self-management

Self-care for minor ailments and self-management of long-term conditions play a crucial role in influencing the level of demand for urgent and emergency care. It is thought that about 80 per cent of health problems are treated or managed at home, without resorting to the use of NHS services. Because the number of minor ailments and long-term conditions dealt with through self-care and self-management is very large, minor changes in behaviour have significant potential to affect demand for formal healthcare, including urgent and emergency services⁹⁶.

The treatment of minor ailments within primary care accounts for about 20 per cent of total available GP workload and is estimated to cost the NHS about £2bn⁹⁷. Improving access and encouraging the use of support for self-care of minor ailments could help to free capacity in primary care and prevent unnecessary use of urgent and emergency care services.

Evidence suggests that if more members of the public are supported to self-care and self-manage, fewer patients will access unscheduled care within the same episode of care⁹⁸. For example, schemes to educate and support adults with asthma and chronic obstructive pulmonary disease (COPD) to self-manage have been shown to reduce emergency admissions to hospital⁹⁹. There is, however, some inconsistency in the level to which health professionals are thought to recommend and support self-care and self-management and it is suggested that many people do not have the necessary confidence, or health literacy, to treat or manage their condition themselves^{100,101,102}.

The extent to which a patient is actively involved in their own care is strongly linked to health outcomes. Research shows that, by supporting self-care, the NHS can improve health outcomes and increase patient satisfaction. However, self-care requires the ability to:

- assess one's own health care needs;
- acquire an understanding of the options available; and
- select and access the most appropriate option.

⁹⁷ Self Help Forum (2013) Self Care: the story so far

⁹⁸ Poole R et al (2010) Exploring patients' self-reported experiences of out-of-hours primary care and their suggestions for improvement: a qualitative study. *Family Practice* 2011; 28: 2010-219

⁹⁹ Purdy, S et al (2012) Interventions to reduce unplanned hospital admission: a series of systematic reviews; NHS Bristol, Cardiff University and the University of Bristol

¹⁰⁰ Bower et al (2012) A cluster randomised controlled trial of the clinical and cost-effectiveness of a 'whole systems' model of self-management support for the management of long-term conditions in primary care: trial protocol; *Implementation Science* 2012, 7:7

¹⁰¹ Banks I. Self Care of Minor Ailments: A Survey of Consumer and Healthcare Professional Beliefs and Behaviour. *SelfCare* 2010; 1:1-13

¹⁰² Department of Health (2007) Self Care: A National View in 2007 Compared to 2004-05; Department of Health

Previous research has demonstrated that some people with minor ailments abandon self-care earlier than they need to, and depend too highly on support from formal healthcare services because they do not have the confidence or knowledge necessary^{103,104}. It is estimated that 80 to 90 per cent of patients with long-term conditions, as well as their carers, can be supported to actively manage their own health¹⁰⁵. Some people with long-term conditions consistently say that they want more access to information and support to help them understand and manage their condition¹⁰⁶. This suggests that there is significant scope for the NHS to improve health literacy and help people to manage and prevent their own illness and injury through improved self-care and self-management^{107,108}.

One possible way that the NHS can support patients manage their own condition more effectively is by improving access to self-management courses. Although there is limited evidence to demonstrate that this is cost-effective across the health economy, self-management education programmes have been shown to improve patient experience, adherence to treatment and medication and reduce emergency admissions to hospital¹⁰⁹. Despite this, the vast majority of patients with long-term conditions are not aware of self-care and self-management support options and there is sometimes a lack of awareness surrounding how to access the necessary resources¹¹⁰. Often, the impact of self-management courses is somewhat limited because they are dominated by the most affluent and educated patient groups with long-term conditions, who already consider themselves to be effective self-managers^{111,112}. Evidence suggests that people within lower socio-economic groups are likely to have less control over their lives and their health behaviour, and consequently are more likely to have long-term health conditions¹¹³. This indicates that the groups most in need of support for self-care and self-management are least likely to receive it.

Key message

Self-care for minor ailments and self-management of long-term conditions are effective at improving quality of life and reducing dependency on urgent and emergency care services. However there is a lack of awareness, particularly amongst patients in lower socio-economic groups, surrounding how to access support.

There are a number of well established self-management programmes designed to give patients better access to the necessary tools and information to manage long-term conditions effectively. For example, the Expert Patient Programme (EPP) consists of courses aimed at educating patients and enabling them to take control of and manage their long-term

¹⁰³ PAGB (2009) Making the case for self-care of minor ailments

¹⁰⁴ Self Help Forum (2013) Self Care: the story so far

¹⁰⁵ Da Silva D (2011). Helping People Help Themselves: A review of the evidence considering whether it is worthwhile to support self-management. London: Health Foundation.

¹⁰⁶ Department of Health (2012) Long Term Conditions Compendium of Information - Third Edition; Department of Health guidance

¹⁰⁷ Department of Health (2005) Self Care – A Real Choice: Self Care Support – A Practical Option; Department of Health

¹⁰⁸ RCGP (2012) Making integrated out of hospital care a reality; Royal College of General Practitioner and NHS Confederation

¹⁰⁹ Imison et al (2011) Transforming our health care system: Ten priorities for commissioners; The King's Fund

¹¹⁰ Department of Health (2007) Self Care: A National View in 2007 Compared to 2004-05; Department of Health

¹¹¹ Rogers, A (2008) The United Kingdom Expert Patients Programme: results and implications from a national evaluation; The Medical Journal of Australia; 189 (10): 21

¹¹² Ryan et al (2009) Factors associated with self-care activities among adults in the United Kingdom: a systematic review; Public Health; 9:96

¹¹³ Royal College of General Practitioners (2013) The 2022 GP – Compendium of evidence; Royal College of General Practitioners

conditions¹¹⁴. A Department of Health study found that courses can be effective at improving patient outcomes and also reducing their subsequent utilisation of formal health services, with a seven per cent decrease in GP consultations and a 16 per cent reduction in A&E attendances demonstrated¹¹⁵. However self-management programmes based on the EPP model are normally aimed directly at patients and can struggle to recruit sufficient numbers to have widespread impact. This is because they are limited by the numbers of patients able or willing to access and engage with them^{116,117,118}.

Peer support groups offer a forum for patients with long-term conditions, where a communication exchange can take place and where more experienced patients can offer advice on the choices and journey a new patient may take¹¹⁹. Although peer support groups are widespread, and are thought to be very effective, research into their impact on the wider health economy is limited¹²⁰. Health coaching, where a patient is supported by a health worker to help them achieve their personal goals, is shown to reduce patients' use of acute services, with a number of studies also demonstrating that the approach can also offer value for money¹²¹.

There have been attempts to embed self-management support into primary care due to GPs' knowledge of the needs of their patients. Continuity of care means that self-management support can take place over a long period of time and be delivered according to the need of the individual. However, competing clinical priorities and limited time, can sometimes mean that self-management support is difficult to achieve within the current primary care framework¹²². Despite the range of programmes available, the provision of self-management support is variable. For example, only 43 per cent of people in England who had a heart attack, bypass surgery, or an angioplasty took part in cardiac rehabilitation, despite evidence that this can reduce mortality and improve quality of care¹²³. Additionally, less than 50 per cent of people with diabetes were given the opportunity to discuss their own goals for self-management^{124,125}.

Key message

There are a range of programmes available to support self-management of long-term conditions but provision and uptake of these is variable across the NHS.

5.2. Supporting self-management of long-term conditions in primary care

The effect of the growing frail and elderly population and increasing morbidity necessitates a change in focus in healthcare from treatment of episodic periods of illness towards

¹¹⁴ Kennedy, A et al (2007) The effectiveness and cost effectiveness of a national lay-led self care support programme for patients with long-term conditions: a pragmatic randomised controlled trial; *Journal of Epidemiology & Community Health* 2007; 61:254-261

¹¹⁵ Phillips et al (2010) self care reduces costs and improves health - the evidence

¹¹⁶ Protheroe J, Nutbeam D, Rowlands G. Health literacy: a necessity for increasing participation in health care. *Br J Gen Pract* 2009;59:721-3

¹¹⁷ Vassilev I, Rogers A, Blickem C, Brooks H, Kapadia D, Kennedy A, et al. Social networks, the 'work' and work force of chronic illness self-management: a survey analysis of personal communities. *PLoS One* 2013;8:e59723

¹¹⁸ Ryan A, Wilson S, Taylor A, Greenfield S. Factors associated with self-care activities among adults in the United Kingdom: a systematic review. *BMC Public Health* 2009;9:96

¹¹⁹ NHS Kidney Care (2013) You're not alone: Peer support for people with long term conditions

¹²⁰ Greenhalgh, T (2009) Chronic illness: beyond the expert patient; *BMJ*, Volume 338, pp629-631

¹²¹ Huffman MH. Health coaching: a fresh approach for improving health outcomes and reducing costs. *AAOHN J* 2010;58(6):245-250

¹²² Kennedy, A (2013) Implementation of self management support for long term conditions in routine primary care settings: cluster randomised controlled trial; *BMJ*, Volume 346

¹²³ Richmond Group (2012) From vision to action: Making patient-centred care a reality; The King's Fund

¹²⁴ Richmond Group (2012) From vision to action: Making patient-centred care a reality; The King's Fund

¹²⁵ Royal College of General Practitioners (2011) Care Planning: Improving the Lives of People with Long Term Conditions

management of long-term conditions¹²⁶. The Department of Health estimates there to be around 15 million people in England with at least one long-term condition and this is set to rise by a further 23 per cent over the next 25 years^{127,128,129}. Good self-management is proven to be an effective way of reducing A&E attendances and emergency admissions to hospital amongst people with long-term conditions^{130,131}.

Evidence suggests that care planning can improve a patient's ability to self-manage and reduce emergency admissions to hospital for patients with long-term conditions that are prone to rapid deterioration. A care plan enables identification of the issues related to a patient's condition and helps them develop ways to self-manage; improving their quality of life and reducing the likelihood of their condition deteriorating^{132,133}. However patient survey data found that only about 12 per cent of patients with long-term conditions report being told they had a care plan^{134,135}. A recent qualitative study of patients with long-term conditions found that patients generally received some elements of care planning but a structured, comprehensive process was not evident¹³⁶. In the ten years from 2001 to 2011 the number of emergency admissions to hospital for conditions that could be successfully managed in primary care in England increased by an estimated 40 per cent¹³⁷. They now account for approximately one in every six emergency admissions to hospital in England and cost around £1.42bn a year^{138,139}.

Key message

Variable management of long-term conditions in primary care may have contributed to a rise in the number of emergency admissions to hospital.

5.3. Online health tools and telecare

Online health tools, which can help people self-care for minor ailments, are easily available to most members of the public and there are a wide variety of options to choose from. Recent estimates have found, for instance, that there are over 40,000 medical applications available for download on tablets and smartphones and so far the market is unregulated for both doctors and patients¹⁴⁰. A study into NHS Direct's online symptom checker found that most users were young (71 per cent under 45 years old) and most were female (67 per cent) which indicates wide use for this cohort of patients. Approximately 44 per cent of users sought consultation

¹²⁶ The King's Fund (2011) The evolving role and nature of general practice in England

¹²⁷ Department of Health (2013) Long Term Conditions

¹²⁸ Jacobs, S () Expert Patients Programme: A community interest company; NHS Trusts Association

¹²⁹ Royal College of General Practitioners (2011) Care Planning: Improving the Lives of People with Long Term Conditions; Royal College of General Practitioners: Clinical Innovation and Research Centre

¹³⁰ Purdy, S (2010) Avoiding hospital Admissions: What does the research evidence say?; Kings Fund

¹³¹ Hibbard et al (2004) Development of the Patient Activation Measure (PAM): Conceptualizing and Measuring Activation in Patients and Consumers; Health Services Research 2004 August; 39 (4 pt 1)

¹³² Purdy, S (2010) Avoiding hospital Admissions: What does the research evidence say?; Kings Fund

¹³³ Newbould et al (2012) Experiences of care planning in England: interviews with patients with long term conditions; BMC Family Practice 2012, 13:71

¹³⁴ Ham et al (2012) Transforming the delivery of health and social care: the case for fundamental change; King's Fund

¹³⁵ Burt et al (2012) Prevalence and benefits of care plans and care planning for people with long-term conditions in England; Journal of health services research and policy; January 2012 vol. 17(1) 64-71

¹³⁶ Newbould et al (2012) Experiences of care planning in England: interviews with patients with long term conditions; BMC Family Practice 2012, 13:71

¹³⁷ Bardsley M, Blunt I, Davies S, et al. (2013) Is secondary preventive care improving? Observational study of 10-year trends in emergency admissions for conditions amenable to ambulatory care; BMJ Open 2013;3

¹³⁸ Imison et al (2011) Transforming our health care system: Ten priorities for commissioners; The King's Fund

¹³⁹ The King's Fund (2012) Emergency hospital admissions for ambulatory care-sensitive conditions: identifying the potential for reductions

¹⁴⁰ Bower, C (2012) Will medical apps be to healthcare what ATMs are to banking?; British medical journal online:

<http://blogs.bmj.com/bmj-journals-development-blog/2012/08/02/will-medical-apps-be-to-healthcare-what-atms-are-to-banking/>

with a health professional directly after using the NHS Direct website symptom checker and most of those who did not, fell into the younger age group categories¹⁴¹. A 2010 evaluation of NHS Choices¹⁴² found that 37 per cent of the website's users said they had been influenced to seek help more often from their GP. Whilst this change in behaviour was usually appropriate it is thought to have added to the number of GP consultations¹⁴³.

The Department of Health estimates that telecare – the provision of personalised healthcare over a distance¹⁴⁴ – could help over three million people to self-manage their long-term conditions¹⁴⁵. There are many different telecare devices available and their numbers are growing rapidly. However, evidence to demonstrate their effectiveness is often poor in quality¹⁴⁶. The Whole System Demonstrator Programme, initiated in 2006, was set up in England to provide a better evidence base to support important investment decisions in telecare. The programme has found that, if used correctly, telecare could deliver a number of system-wide benefits, including: a 15 per cent reduction in A&E visits, a 20 per cent reduction in emergency admissions and a 45 per cent reduction in mortality rates¹⁴⁷. Despite the size of the trial, it is unclear how reliable its findings are because the control group appeared to experience more emergency hospital admissions shortly after being recruited into the trial, compared with previously and it is possible that trial recruitment processes affected admissions.

Outcomes for telecare appear to depend largely on the type of technology used and how it is supported. Some trials found higher mortality rates amongst the telecare trialists than the control groups¹⁴⁸, indicating that outcomes can vary significantly between different types of technology. There is still little evidence to support the idea that telecare is effective at reducing overall health costs¹⁴⁹. It is recognised that telecare is a constantly developing area of healthcare and should be continually evaluated as something that may lead to improved outcomes and reduced costs in the future¹⁵⁰.

Key message

Telecare may have the potential to improve health outcomes for some patients with long-term conditions; however there is little evidence to suggest this will reduce overall health costs.

5.4. Community Pharmacy

It is estimated that approximately 18 per cent (or 51 million) GP consultations per year concern minor ailments alone, which could largely have been dealt with through self-care with support from community pharmacy services¹⁵¹. These services can also be an important source of advice and support for patients managing long-term conditions. With approximately 10,500 community pharmacies across England, the widespread availability of services means they are usually easy to access, with 99 per cent of people in England able to get to their local pharmacy within 20 minutes by car and 96 per cent by walking or using public transport¹⁵².

¹⁴¹ Powell et al (2011) The Characteristics and Motivations of Online Health Information Seekers: Cross-Sectional Survey and Qualitative Interview Study; Journal of Medical Internet Research; no. 13(1)

¹⁴² Nelson, P et al (2010) NHS Choices primary care consultation final report 2010; Imperial College, London

¹⁴³ Royal College of General Practitioners (2013) The 2022 GP: compendium of evidence

¹⁴⁴ McLean, S et al (2011) Clinical review: telehealthcare for long term conditions; BMJ, vol. 342: 374-378

¹⁴⁵ Department of Health (2011) Whole System Demonstrator Programme: Headline Findings – December 2011

¹⁴⁶ McLean, S et al (2011) Clinical review: telehealthcare for long term conditions; BMJ, 342: 374-378

¹⁴⁷ Department of Health (2011) Whole System Demonstrator Programme: Headline Findings – December 2011

¹⁴⁸ Takahashi PY et al (2012) 'A randomised controlled trial of telemonitoring in older adults with multiple health issues to prevent hospitalizations and emergency department visits', Archives of Internal Medicine 172: 773–779

¹⁴⁹ McLean, S et al (2011) Clinical review: telehealthcare for long term conditions; BMJ, 342: 374-378

¹⁵⁰ Steventon et al (2012) The impact of telehealth on use of hospital care and mortality; Nuffield Trust

¹⁵¹ PAGB (2010) PAGB annual review: the campaign for real self-care; Proprietary Association of Great Britain

¹⁵² Fernandes, A (2011) Guidance for commissioning integrated urgent and emergency care: a 'whole system' approach

Many community pharmacies have long opening hours, which means they can, for example, provide a source of medical advice or treatment for some patients when their GP surgery is closed, potentially reducing the need for them to use out-of-hours GP services.

The traditional role of community pharmacies is to support patients in the safe use of over-the-counter and prescription medicines. More recently this role has expanded significantly to include: providing advice and treatment for common minor ailments, promoting healthier lifestyles, and supporting people with long-term health conditions^{153,154}. Increasingly, pharmacies are being encouraged to provide enhanced services designed to reduce the need for GP and urgent care services. Eighty-five per cent of pharmacies have a consultation room, which enables pharmacists to provide services traditionally delivered by GPs. These include:

- Minor Ailment Schemes, where pharmacists provide consultations for patients with common minor ailments; and
- The New Medicine Service, where a pharmacist supports patients with selected chronic conditions using new medicines.

Small-scale evaluations of minor ailment schemes have found that treatment of common conditions in a pharmacy setting can be cost effective and can release healthcare resources, particularly GP appointments¹⁵⁵. However, studies have found that a lack of awareness and public trust in the range of services provided by community pharmacists poses a barrier to increased uptake of the services. A 2010 survey found that only 23 per cent of pharmacy users considered pharmacies to be the best place from which to seek general health advice, with patients preferring to consult their GP¹⁵⁶. Research suggests that pharmacists still spend the majority of their time involved in activities associated with dispensing medicine and are less confident when it comes to providing other areas of healthcare¹⁵⁷.

Key message

Community pharmacy services can play an important role in enabling self-care, particularly amongst patients with minor ailments and long-term conditions; however there is little public awareness of the range of services provided by pharmacists.

In response to further information received during the engagement period, additional evidence around the impact of online health tools on general practice activity has been included in section 5.1. Further evidence submitted has also been included to highlight the links between socio-economic status and an individual's capacity to self-care.

Feedback during engagement highlighted the potential for telecare and the evidence base has been changed to reflect this, with an additional key message. Previous information on telecare in section 6.2 has now been incorporated into one section.

¹⁵³ Department of Health (2005) *Choosing health through pharmacy: a programme for pharmaceutical public health 2005–2015*. London

¹⁵⁴ Krska et al (2010) Views of the general public on the role of pharmacy in public health; *Journal of pharmaceutical health services research*; volume 1, issue 1, pp 33-38, March 2010

¹⁵⁵ Baqir et al (2011) Cost analysis of a community pharmacy 'minor ailment scheme' across three primary care trusts in the North East of England; *Journal of Public Health*; Vol 33, No 4, pp 551-555

¹⁵⁶ Krska et al (2010) Views of the general public on the role of pharmacy in public health

¹⁵⁷ Hassell et al (2011) Workload in community pharmacies in the UK and its impact on patient safety and pharmacists' well-being: a review of the evidence; *Health & Social Care in the Community*, Volume 19, Issue 6, pages 561–575, November 2011

6. Telephone care

When patients are unable to manage their condition through self-care or self-management, the most immediate source of urgent and emergency care is usually through a telephone call. Telephone services can help patients to quickly access reliable clinical advice and reassurance to reduce worry. In recent years, a number of different telephone care services have been made available for patients to use including:

- 999 (see section 8.1);
- NHS Direct;
- NHS 111; and
- GP in-hours and out-of-hours services.

6.1 NHS Direct and NHS 111

NHS Direct was introduced in 1997 in order to provide “easier and faster advice and information for people about health, illness and the NHS so that they are better able to care for themselves and their families”. It was also hoped that the new service would also reduce or limit the demand on other areas of the NHS¹⁵⁸. Since the development of NHS Direct, the range of urgent and emergency care services available has increased the complexity of decision-making for patients¹⁵⁹. This has precipitated a number of policy initiatives highlighting the need for a single point of access to urgent and emergency care^{160,161,162}.

In April 2013, NHS 111 was implemented across England to replace NHS Direct along with the telephone triage elements of other urgent and emergency care services such as GP out-of-hours services. NHS 111 uses a clinical triage system to assess symptoms for severity and, where appropriate, can give healthcare advice and support over the phone. Where this is not possible, NHS 111 utilises a directory of services to direct patients to the most appropriate NHS service.

Triage over the telephone can be very accurate in many cases; however sometimes it is not, due to a lack of visual or other clues^{163,164}, which can lead to patients receiving the wrong care in the wrong place and duplication within the system. Additionally, telephone triage services are not always aware of the alternatives to A&E services and services that depend on a clinical triage system are more likely to be risk averse and direct patients to a higher acuity of care than necessary. It has been suggested that there is less incidence of over-triage in Australia and North America where clinical input is offered early on in the process.

Key message

Telephone advice can prevent many unnecessary attendances at NHS facilities. However it is sometimes difficult to accurately triage patients over the phone and, without clinical input, call handlers may sometimes over-triage if they cannot rule out a serious condition.

¹⁵⁸ Munro et al (2000) Impact of NHS Direct on demand for immediate care: observational study; *BMJ* 2000;321:150;

¹⁵⁹ Turner et al (2012) Evaluation of NHS 111 pilot sites; The University of Sheffield

¹⁶⁰ Department of Health (2001), Raising Standards for Patients

¹⁶¹ Department of Health (2001) Reforming Emergency Care

¹⁶² Department of Health (2005) Taking Healthcare to the patient

¹⁶³ Pygnall, S. (2010). Telephone Triage – The missing Link. Telephone Consultation Services

¹⁶⁴ McKinstry et al (2010) The quality, safety and content of telephone and face-to-face consultations: a comparative study; *BMJ Quality and Safety in Health Care* 2010;19:298-303; url: <http://qualitysafety.bmj.com/content/19/4/298.short>

6.2 GP telephone consultations

Telephone consultations have been increasingly used over the last few years in order to improve patient access to healthcare and optimise clinical time. Recent years have seen the proportion of GP consultations conducted over the telephone rise from three per cent in 1995 to 11 per cent in 2007^{165,166}. The move to telephone consultations has been driven by increased demand for healthcare and pressure on GPs to provide more flexible and faster access to in-hours and out-of-hours services¹⁶⁷. Telephone consultations are particularly effective at providing fast, convenient and cost-effective follow-up care and helping patients to manage chronic or long-term conditions¹⁶⁸.

A 2009 study found that telephone consultations for patients seeking advice during normal working hours took, on average, half the time of face-to-face consultations (4.6 minutes compared to 9.7 minutes) and patient satisfaction appeared to differ little between consultation types¹⁶⁹. Some studies of GP out-of-hours services have shown that the elderly usually prefer face-to-face contact with a familiar doctor^{170,171}. There are also some risks that may arise from the lack of visual clues and medical history being available to clinicians, particularly for patients with urgent and life-threatening conditions^{172,173}. However, telephone consultations are popular with many patients.

In some GP practices in England, telephone consultations are used routinely, whilst other systems include telephone assessment of all patients prior to attending the practice. The 'Doctor First' model, which is a system that enables all patients to have their first doctor contact over the telephone, is used in some practices across England and analysis demonstrates that the system encourages an effective use of clinical time. Where used, the system has effectively freed up capacity to enable up to 80 per cent of patients to see a doctor on the same day as their telephone call. An evaluation of the 'Doctor First' model demonstrated a cost saving of approximately £100k per practice through prevention of avoidable attendance and admissions to hospital and a time saving of between five and ten hours per week^{174,175}. Additionally, a recent analysis of the GP patient survey, A&E attendance data and deprivation found that GP practices using systematic telephone consultations, such as 'Doctor First', are associated with a 20 per cent lower A&E usage, irrespective of deprivation¹⁷⁶. It is important to note that analyses of 'Doctor First' have been small in scale, and further study is necessary to

¹⁶⁵ Campbell et al (2013) The effectiveness and cost-effectiveness of telephone triage of patients requesting same day consultations in general practice: study protocol for a cluster randomised controlled trial comparing nurse-led and GP-led management systems (ESTEEM); *Trials* volume 14

¹⁶⁶ McKinstry et al (2010) The quality, safety and content of telephone and face-to-face consultations: a comparative study; *BMJ Quality and Safety in Health Care* 2010;19:298-303

¹⁶⁷ Patient.co.uk (2009) Telephone Consultations

¹⁶⁸ Car et al (2003) Telephone Consultations; *BMJ*. 2003 May 3; 326(7396): 966–969

¹⁶⁹ McKinstry et al (2010) The quality, safety and content of telephone and face-to-face consultations: a comparative study; *BMJ Quality and Safety in Health Care* 2010;19:298-303

¹⁷⁰ Poole R et al (2010). Exploring patients' self-reported experiences of out-of-hours primary care and their suggestions for improvement: a qualitative study. *Family Practice* 2011; 28: 2010-219

¹⁷¹ Foster et al (2001) A qualitative study of older people's views of out-of-hours services; *British Journal of General Practice*; 2001 September; 51(470): 719–723

¹⁷² Pygnall, S. (2010). Telephone Triage – The missing Link. Telephone Consultation Services

¹⁷³ McKinstry et al (2010) The quality, safety and content of telephone and face-to-face consultations: a comparative study; *BMJ Quality and Safety in Health Care* 2010;19:298-303

¹⁷⁴ Dr Stephen Clay & Harry Longman. Transformation of Urgent Care: How evidence based GP Practice is Reducing Emergency Admissions

¹⁷⁵ Productive Primary Care – Doctor First. <http://www.productiveprimarycare.co.uk/doctor-first.aspx>

¹⁷⁶ Longman, H et al (2012) Comparison of mode of access to GP telephone consultation and effect on A&E usage; *Patient Access*; url: www.patient-access.org.uk

establish whether the benefits experienced in these evaluations could be transferred to other services.

Telephone consultations require fewer resources and are a useful tool for the GP and patient. However, there is some evidence to suggest that easier access to clinical advice through telephone consultations may also perpetuate a culture of seeking help for minor conditions¹⁷⁷. A recent qualitative study of out-of-hours care also found that some patients often seek more information and help for their condition from other health services prior to a telephone consultation or immediately after, using the second interaction as a conformation of what has been discussed with them. This results in duplication within the system¹⁷⁸.

Key message

Telephone consultations are becoming increasingly popular, are less resource-heavy for general practice than face-to-face consultations and their systematic use is linked to reduced use of A&E departments. However some patients lack confidence in telephone advice and are sometimes more likely to pursue a second opinion inappropriately, leading to duplication of service provision, in some cases.

In response to feedback received during the engagement period, section 6.2 has been changed to reflect concerns that the 'Doctor First' model requires further evaluation.

7. Face-to-face care

There are many different routes that a patient can follow if they are seeking a face-to-face consultation which, over the last decade, have included a large increase in nurse-led consultations. These include:

- Booking a GP appointment at the patient's own practice;
- Attending a walk in centre, where the patient does not have to be registered (these have a range of nomenclature including: urgent care centres, minor injury units, or 8-8 centres); and
- Attending an A&E department.

In many cases patients prefer to see their own GP, but default to the other options if they are not confident of an urgent appointment at a time convenient to them.

These multiple access points can cause confusion among patients over where they should seek help from and when, and it is common for the first point of contact to refer a patient on to another¹⁷⁹, leading to duplication and added costs.

7.1. Access to primary care

Ninety per cent of all NHS patient contacts are thought to take place within primary care¹⁸⁰. There is a lack of available, up-to-date, data on general practice consultation activity, but levels

¹⁷⁷ Pygnall, S. (2010). Telephone Triage – The missing Link. Telephone Consultation Services

¹⁷⁸ Poole R et al (2010). Exploring patients' self-reported experiences of out-of-hours primary care and their suggestions for improvement: a qualitative study. *Family Practice* 2011; 28: 2010-219

¹⁷⁹ RCGP, RCN, RCPCH & CEM (2012) Right care, right place, first time?: Joint Statement by the Royal College of General Practitioners (RCGP), Royal College of Nursing (RCN), Royal College of Paediatrics and Child Health (RCPCH) and the College of Emergency Medicine (CEM) on the urgent and emergency care of children and young people

¹⁸⁰ Royal College of General Practitioners (2013) The 2022 GP – Compendium of evidence; Royal College of General Practitioners

are thought to have been steadily increasing over the last 10 years, with an estimated 340 million taking place in 2012/13¹⁸¹. Research has shown that the average patient has increased their number of consultations in general practice from 3.9 per year in 1995 to 5.5 in 2008¹⁸². A recent survey of general practitioners by the Royal College of GPs found that 84 per cent reported that their workload has increased substantially in the last five years and 93 per cent thought that work had become more stressful¹⁸³.

7.1.1. Health inequalities

There are important variations in access to GP services across England. A 2010 King's Fund study into inequalities in GP access and improving care highlights that the availability of general practitioners is inequitable; ranging from fewer than 50 to more than 80 per 100,000 population. The study demonstrated that in rural areas access was far more limited than it was in high population and urban areas, but also concluded that GPs in rural areas treated more patients wholly within the practice. Rural patients were less likely to attend an A&E department or an urgent care centre: this was likely to be due to reduced access to these services.

The Royal College of GPs recently stated that an increase in just one GP per 10,000 population is associated with a six per cent decrease in mortality¹⁸⁴. This is based on a 2002 study of general practice in England, which found an association between the availability of GP services and the level of hospital admissions and mortality¹⁸⁵. Socially deprived populations are characterised by multi-morbidity and the greatest mix of mental and physical health problems, but GP resources are scarcest in areas where deprivation is prevalent¹⁸⁶. GP practices in these areas are therefore under increased pressure because they typically have to deal with more complex patients, a shortage of time and increased practitioner stress¹⁸⁷.

Management of patients with long-term conditions in primary care plays a key role in preventing acute episodes of illness and resultant A&E attendances and emergency admissions to hospital. GP services are well-placed to provide continuity of care, closer to patients' homes, which is especially important for patients with complex, long-term conditions¹⁸⁸. Evidence suggests that continuity of care with a GP is associated with lower risk of admission¹⁸⁹. However, there is significant variation in the management of patients with

¹⁸¹ There has not been any official estimate since 2008 – the figure of 340 million is a straight-line extrapolation of trends 1995-2008 completed by NHS Analytical Service (from Improving General Practice – a call to action – evidence pack) using HSCIC (2009) Trends in Consultation Rates in General Practice 1995/1996 to 2008/2009: Analysis of the QResearch® database: Final Report to the NHS Information Centre and Department of Health

¹⁸² Trends in Consultation Rates in General Practice 1995 to 2008: Analysis of the Q Research database; The Information Centre, 2009

¹⁸³ Royal College of General Practitioners (2013) The 2022 GP – Compendium of evidence; Royal College of General Practitioners

¹⁸⁴ Royal College of General Practitioners (2013) The 2022 GP – Compendium of evidence; Royal College of General Practitioners

¹⁸⁵ Culliford, M (2002) Availability of primary care doctors and population health in England: is there an association?; Journal of public health medicine; vol. 24, no. 4, pp. 252-254

¹⁸⁶ Royal College of General Practitioners (2013) The 2022 GP – Compendium of evidence; Royal College of General Practitioners

¹⁸⁷ Royal College of General Practitioners (2013) The 2022 GP – Compendium of evidence; Royal College of General Practitioners

¹⁸⁸ Royal College of General Practitioners (2013) The 2022 GP – Compendium of evidence; Royal College of General Practitioners

¹⁸⁹ Purdy, S (2010) Avoiding hospital Admissions: What does the research evidence say?; Kings Fund

long-term conditions between primary care services¹⁹⁰. This is illustrated by recent studies, which found:

- A fivefold variation among PCTs in emergency admissions to hospital for asthma patients aged under 18 years old¹⁹¹;
- Fifty-one per cent of people with type 2 diabetes and only 32 per cent of people with type 1 diabetes received the appropriate care according to NICE guidelines¹⁹²; and
- Significant variation in the ability of GPs to identify dementia early, preventing patients from being able to access help and support¹⁹³.

More than four million people in England with a long-term physical health condition also have a mental health problem, and many of them experience significantly poorer health outcomes and reduced quality of life as a result¹⁹⁴. For example an estimated three-quarters of people with depression or crippling anxiety disorders do not receive treatment in primary care¹⁹⁵. Although there has been major progress in providing evidence based treatments for depression (one of the most common conditions in primary care in the past few years) only 15 per cent of patients can access this care¹⁹⁶. Patients with a co-morbid mental health condition are likely to have poorer levels of self-care and experience exacerbations, resulting in increased use of urgent and emergency care services^{197,198}.

Approximately 85 per cent of all patients with chronic mental health conditions are now cared for in primary care¹⁹⁹. These patients typically require more time with their GP and practitioners often struggle to manage them within the traditional ten minute time slots^{200,201,202}. A recent poll of GPs found that some doctors are making up to 60 patient contacts in a single day and 80 per cent said they now have insufficient resources to provide high quality patient care²⁰³.

¹⁹⁰ Alshamsan, R (2010) Impact of pay for performance on inequalities in health care: systematic review; Journal of Health Services Research & Policy

¹⁵³ Goodwin et al (2010) Managing people with long-term conditions; The King's Fund

¹⁹² Goodwin et al (2010) Managing people with long-term conditions; The King's Fund

¹⁹³ Goodwin et al (2010) Managing people with long-term conditions; The King's Fund

¹⁹⁴ Naylor et al (2012) Long-term conditions and mental health: the cost of co-morbidities. The King's Fund

¹⁹⁵ London School of Economics (2012) How mental illness loses out in the NHS; a report by the Centre for Economic Performance's Mental Health Policy Group

¹⁹⁶ London School of Economics (2012) How mental illness loses out in the NHS; a report by the Centre for Economic Performance's Mental Health Policy Group

¹⁹⁷ Royal College of General Practitioners (2011) Primary Care Guidance: Treating Depression in people with Coronary Heart Disease (CHD);

¹⁹⁸ Naylor et al (2012) Long-term conditions and mental health: the cost of co-morbidities. The King's Fund

¹⁹⁹ Royal College of General Practitioners (2013) The 2022 GP – Compendium of evidence

²⁰⁰ Royal College of General Practitioners (2013) The 2022 GP – Compendium of evidence

²⁰¹ Hutton C et al (2007) Do longer consultations improve the management of psychological problems in general practice? A systematic literature review; BMC Health Services Research; 7:71

²⁰² Insight Research Group (2012) The Austerity Britain Report: the impact of the recession on the UK's health according to GPs

²⁰³ Royal College of GPs Perceptions of Resourcing Survey - <http://www.comres.co.uk/poll/975/royal-college-of-gps-perceptions-of-resourcing-survey.htm>

A 2012 King's Fund report found that links between mental health professionals and primary care, where most people with mental health problems are supported, have been neglected in many areas²⁰⁴. A report by the Schizophrenia Commission identified that:

- There is a lack of clarity around the role and responsibility of GPs regarding mental health conditions; and
- Primary care practitioners often lack the confidence to support patients with chronic mental health conditions²⁰⁵.

Key message

GP practices in areas of high deprivation typically deal with greater volumes of patients with more complex physical and mental health conditions, which can lead to greater practitioner stress and lack of capacity to manage some patients effectively. This may contribute to avoidable A&E attendances and emergency admissions to hospital.

7.1.2. Access to urgent GP appointments

The availability of GPs to be able to assess and treat patients on the same day is essential to providing continuity of care²⁰⁶. The GP Patient Survey: January – September 2012 highlighted that only one in five patients were able to get an appointment on the same day and around one in eight said they were not able to book ahead for their appointment, with the same proportion saying they could not see their preferred clinician. Whilst most of these people accepted an alternative time, date or clinician, the survey showed that a small minority decided to go elsewhere for their treatment – nine per cent visited an A&E department, four per cent had a consultation over the phone and three per cent went to a pharmacist. Because of the volume of patients using GP surgeries daily, even a small proportion of patients choosing to go elsewhere can have a large impact on other urgent and emergency care services.

Furthermore, England's urban areas contain increasingly transient populations, including migrants from other countries²⁰⁷. These populations will include people who do not have a registered GP and who may not have knowledge or experience of using the NHS. There are also large numbers of vulnerable and often inaccessible groups including drug and alcohol users and people with mental health problems²⁰⁸. Unfortunately, many of the areas with this population mix are under-doctored, which creates further potential for these patients to access an A&E department as their first point of contact²⁰⁹.

Key message

Access to urgent GP appointments across England is variable and, in urban areas where demand is high and transient populations exist, many may use an A&E department as their first point of urgent and emergency care.

7.2. General practice out-of-hours services

General practice out-of-hours services provide primary care to patients who need to be seen quickly when their GP practice is closed. Since 2004 GP practices have been able to opt out of

²⁰⁴ Naylor et al (2012) Long-term conditions and mental health: the cost of co-morbidities; The King's Fund

²⁰⁵ The Schizophrenia Commission (2012) The Abandoned Illness: A report by the Schizophrenia Commission

²⁰⁶ Coupe, S (2012) How a change in GP access impacts on emergency and elective secondary care demand; Patient Access

²⁰⁷ Primary Care Foundation (2010). Primary Care and Emergency Departments. Primary Care Foundation.

²⁰⁸ Primary Care Foundation (2010). Primary Care and Emergency Departments. Primary Care

²⁰⁹ Primary Care Foundation (2010). Primary Care and Emergency Departments. Primary Care

providing out-of-hours care and responsibility for commissioning these services has been transferred to local commissioning organisations. It is important to note that prior to this not all GPs provided personal care to their patients. When the new arrangement was introduced in 2004, nine out of ten GP practices decided to opt out of providing out-of-hours care, handing over provision to a range of different types of organisations.

These organisations operate independently of local GP (in-hours) services and are often orientated around large walk in centres, where face-to-face care can be provided centrally. The Urgent and Emergency Care Clinical Audit Toolkit states that all GP out-of-hours services are to be routinely monitored²¹⁰. A 2010 Department of Health study found that most GP out-of-hours services in England were good but standards varied unacceptably²¹¹. Primary Care Foundation data supports this, showing large differences between geographic areas (the study compared areas covered by primary care trusts in 2010) in how quickly patients can access face-to-face care through out-of-hours services. In many areas, all emergency patients calling their out-of-hours service are seen face-to-face within one hour; however in at least four areas, the local providers were only able to comply with this standard in 60 per cent of cases²¹². In an investigation into one out-of-hours provider, which had been delivering a poor standard of care, many of the issues were attributed to the local commissioners' lack of ability to challenge services and enforce standards of care²¹³.

Key message

Most out-of-hours services work effectively to deliver a high standard of care to patients who need urgent care when their GP practices are closed. However there are variations in the standard of care provided and commissioners are not always able to hold providers to account effectively.

7.3. Home visits

Home visits can be more time consuming and expensive for GP services than appointments in the surgery. Better care can often be provided at the surgery because of the availability of specialist equipment. Home visits can also be very disruptive and lead to dissatisfaction among other patients, who are subsequently kept waiting because of an emergency home visit²¹⁴. However home visits are an important service for a small minority of patients who are likely to phone an ambulance or go directly to hospital if they cannot be treated at home²¹⁵.

GP services have reduced the proportion of home visit consultations they undertake from an estimated 9 per cent in 1995 to about 3.5 per cent in 2008²¹⁶ (figure 8). However it is still necessary for many visits to take place at the patient's home if the patient is confined there due to illness or disability, or it is deemed that urgent treatment will be delivered quicker by travelling to the patient.

²¹⁰ Royal College of General Practitioners, Royal College of Paediatrics and Child Health and the College of Emergency Medicine (2010) Urgent and Emergency Care Clinical Audit Toolkit

²¹¹ Colin-Thome et al (2010) General Practice Out-of-Hours Services: Project to consider and assess current arrangements; Department of Health

²¹² Primary Care Foundation (2011) Out of Hours Services Benchmark

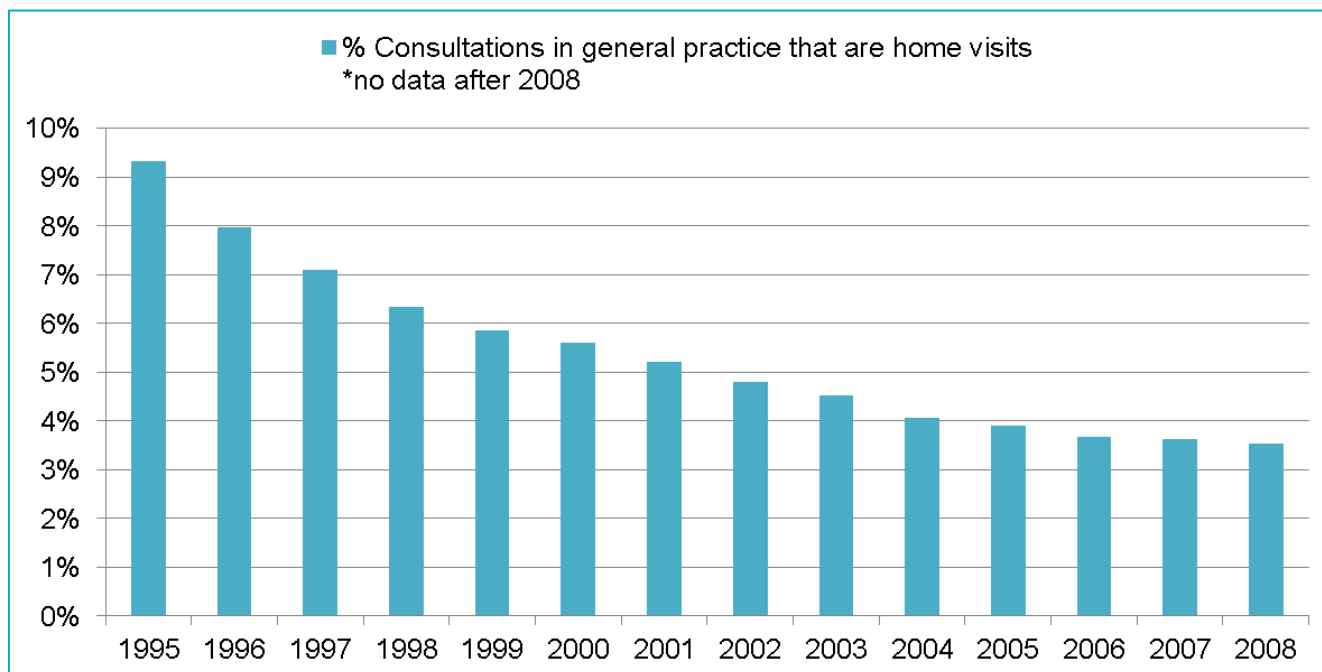
²¹³ Stern, R (2010) Improving out-of-hours care; GP Commissioning in association with NHS Alliance, article 19th November 2010;

²¹⁴ Practice Management Network (2009) Improving access, responding to patients: A 'how-to' guide for GP practices; NHS Practice Management Network on behalf of the Department of Health

²¹⁵ Carr-baines, S et al (2010) Patients' experiences and satisfaction with out-of-hours GP home visiting provided by a GP cooperative; Family Practice; vol. 28, pp.88-92

²¹⁶ HSCIC (2009) Trends in Consultation Rates in General Practice 1995/1996 to 2008/2009: Analysis of the QResearch® database: Final Report to the NHS Information Centre and Department of Health

Figure 8: Proportion of consultations in general practice that are home visits (1995 to 2008)



Source: Health and Social Care Information Centre - QRESEARCH

Depending on the time of day, home visits are co-ordinated by a patient’s GP surgery or their local out-of-hours provider. Whilst out-of-hours services usually have a dedicated GP available to visit patients, in-hours GP services often conduct home visits in batches in order to minimise delays to GP surgery appointments. The Primary Care Foundation has highlighted that the prevailing system of ‘batching’ used by GPs means that many sick patients present to hospital towards the end of the working day²¹⁷. Patients in this cohort who are admitted to hospital are typically not assessed until after most senior staff have gone home. By implementing a different process that will allow patients so be seen quicker and earlier in the day, there is a greater chance of avoiding unnecessary admissions to hospital²¹⁸.

The Acute Visiting Service is a model of care that has been piloted in a GP consortium covering 60,000 people in St. Helens, where a dedicated community-based doctor covers the home-visiting responsibilities of several practices. This service ensures the patient is visited in less than 60 minutes, and the visiting doctor has access to their basic clinical history, their GP’s direct contact number, presenting complaint and repeat medication list.

The pilot has demonstrated a 30 per cent reduction in the rate of emergency admissions to hospital, over a period when rates rose significantly amongst patients of other GP practices in the area²¹⁹. These avoided admissions have reduced health spend by approximately £500,000, making the scheme very cost-effective.

²¹⁷ Primary Care Foundation (2012) Urgent care centres: What works best? A discussion paper. Primary Care Foundation

²¹⁸ Primary Care Foundation (2012) Urgent care centres: What works best? A discussion paper. Primary Care Foundation

²¹⁹ Pitalia, S (2013) Acute Visiting Service: An Urgent Care Success Story; St. Helens Clinical Commissioning Group

Key message

The system of home visit service provided by general practice often means patients arrive at hospital when senior hospital staff have completed their working day. Responding more rapidly to requests for home visits, and ensuring a timely and effective system of patient transport, could reduce the number of emergency admissions to hospital and reduce overall healthcare costs.

7.4. Urgent care walk-in services

Urgent care walk-in services were developed to have a 'see and treat' approach to less serious yet immediate illness or injury²²⁰. This approach was set up to address the problems associated with demand management and treatment waiting times in A&E²²¹. However, in addition to the numerous names given to facilities providing urgent care there is significant variation in the care offered between them for different conditions and for patients of different age groups, and within services of the same name, across different geographies. This can be in respect of the services provided, clinical staffing, opening hours, protocols or overall quality of care²²².

Currently, urgent care walk-in services across England range from those providing 24/7 access to all patients, to small single-specialty services with restricted opening hours. The services offered can range from general practice only, with no supporting services, to a fully integrated care services that includes, for instance, a dentist, a rapid response team and radiology services. These variations are confusing and can be overwhelming to an individual that needs urgent medical attention, causing services to be utilised in a way that may not best suit a patient's needs.

The Primary Care Foundation categorised facilities that deliver urgent care into three main types²²³:

- Full case mix urgent care centres co-located with an A&E department;
- Full case mix stand alone urgent care centres; and
- Restricted case mix urgent care centres.

This categorisation serves to further highlight the variation in urgent care services but also the different extent to which they rely on healthcare professionals and the public's ability to access them appropriately in order to be effective in providing urgent care. Urgent care services are highly fragmented and generate confusion among patients²²⁴. The co-located urgent care centre relies on accurate triage by an 'in house' healthcare professional and arguably can provide effective services without the patient even knowing of its existence; whereas the stand alone and restricted case mix centres are entirely dependent on patients and 'external' healthcare professionals having knowledge of both their existence and their services. Evidence suggests that walk-in centres are not effective in reducing A&E department attendances except when they are co-located and integrated with A&E departments²²⁵.

²²⁰ Royal College of General Practitioners (2011) Guidance for commissioning integrated urgent and emergency care: A 'whole system' approach

²²¹ Primary Care Foundation (2010) Primary Care and Emergency Departments. Primary Care Foundation

²²³ Primary Care Foundation (2012) Urgent care centres: What works best? A discussion paper. Primary Care Foundation.

²²⁴ The King's Fund (2011) Managing urgent activity – urgent care

²²⁵ The King's Fund (2013) Urgent and Emergency Care, A review of NHS South of England

In this respect, information to help patients choose the appropriate service for their medical condition is not easily accessible or available²²⁶. This can lead to further complications in terms of patients not being seen by the appropriately skilled group that is most likely to be able to treat their condition safely because the patient may have made the wrong choice of service²²⁷. A study found that an A&E department with a co-located urgent care service had a number of signs for urgent and emergency care but did not state or have assistance to explain what each of the services delivered²²⁸.

The combined effect of the vast nomenclature of urgent care services, the diversity and variation of services provided at these facilities and a lack of information makes it difficult for patients to navigate to the right service for their urgent care need. Conversely, most people know that an A&E department will be open 24/7 and when faced with uncertainty about the service options available or their level of need, they know that A&E will provide a definitive point of care.

The variation in quality of care delivered within urgent care services can also influence where patients choose to attend when they require urgent care. Variation exists in the way clinical protocols are adhered to, and advice given to the patient. Nationally, there is no protocol or policy that exists for staff in urgent care services to follow-up patients that have used the service. This lack of follow-up care can lead to patients presenting to an A&E department due to a lack of sufficient information or the medical problem recurring. This can result in a duplication of resources by both urgent and emergency care services; inefficiency and reinforcing the patient perception that A&E departments are where definitive treatment will be given.

Variation also exists in access to different urgent care services. A review of urgent care centres²²⁹ found variation in acceptance criteria for treatment. Some services allowed patients to walk in, others only following streaming via the A&E department; some treated all routine cases within their ability, others treated only the urgent need and referred patients back to their GP. Evidence has demonstrated that a number of patients from vulnerable groups in the community are more likely to use A&E departments when the services may not best suit their needs due to a number of reasons that are linked to their social wellbeing and reduced access to services within primary care that address these issues²³⁰. There is a danger that if these groups are turned away from emergency care or re-directed to use different services they may not receive any care at all²³¹. Therefore it is necessary to ensure primary care is able to provide individuals with the support they need, in order to reduce the number of acute episodes. In order to have a sustainable urgent and emergency care service, there needs to be effective integration between a number of public service interdependencies²³² in the community to support and promote the health and wellbeing of the public.

National Reporting and Learning System (NRLS) data illustrates that there are significant patient safety issues for children who attend minor injury units where the medical cover is provided by out-of-hours GPs. The incidents suggest that staff at minor injury units were

²²⁶ Primary Care Foundation (2010). Primary Care and Emergency Departments. Primary Care Foundation

²²⁷ Primary Care Foundation (2010). Primary Care and Emergency Departments. Primary Care Foundation

¹⁷³ Primary Care Foundation (2010). Primary Care and Emergency Departments. Primary Care Foundation

²²⁹ Primary Care Foundation (2012). Urgent Care Centres: What works best? A discussion paper. Primary Care Foundation

²³⁰ Primary Care Foundation (2010). Primary Care and Emergency Departments. Primary Care Foundation

²³¹ Primary Care Foundation (2010). Primary Care and Emergency Departments. Primary Care Foundation

²³² Royal College of General Practitioners (2011). Guidance for commissioning integrated urgent and emergency care. A 'whole system' approach

sometimes unable to direct or transfer patients to the care service most appropriate to their needs. Examples of incidents reported can be summarised under themes including: lack of equipment, inability to deal with the child's presenting condition, delay in ambulance transfer out of the minor injury unit for children, children presenting although the minor injury unit is closed, failure to recognise safeguarding issues and critically ill children.

Extracts from NRLS data

A poorly child arrived at a minor injury unit with an unidentified rash covering both legs and body. An emergency call was made to request an ambulance one minute after the patient arrived. The caller advised control that the case needed to be top priority. However no ambulance had arrived after 30 minutes and, with the child's condition deteriorating, a second emergency call was made, this time control advised that the ambulance was one minute away.

An asthmatic teenager arrived at a minor injury unit at 1am. The patient was able to talk but struggling to breathe. The minor injury unit was closed at that time so the newly qualified nurse who met the child was unable to offer treatment. The nurse did not know where to send the patient, being unsure that their symptoms were severe enough to warrant calling 999. The nurse said that this was one of a few similar incidents that took place while on duty overnight.

Key message

The fragmentation and diverse nomenclature of urgent care services across England causes confusion amongst patients and healthcare professionals in terms of services offered. This can lead to patients presenting at services that may not best suit their needs.

7.5. Workforce capacity and skill mix

The quality of patient care and experience is influenced by the clinical staff available and the seniority of staff available²³³. The availability of staff is too often dependent on the time of the day. This variation occurs in urgent care services right across England, and such variation prompts patients to avoid these services and go directly to an A&E department, where they are assured that they will have access to the clinical staff and diagnostics needed, even if their situation is not life-threatening. Patients need reassurance from the urgent care services that when they present to the service, they will have access to the appropriate services and staff; this is not currently happening consistently. Some patients are not treated at the centre to which they present due to the variability of skills and capabilities of clinical staff as well as the availability of diagnostic tools for a restricted period²³⁴; this can lead to a delay in the patient treatment pathway and is not the prompt service a patient should receive when they use an urgent care service.

Recent research has shown that urgent care centres that are able to see and treat patients within one consultation, rather than patients being seen by various people demonstrated improvement in the patient experience²³⁵. The Primary Care Foundation recommend this approach, highlighting this method as beneficial in terms of patient safety as it reduces patient waiting times, which can improve the patient experience. However, this approach is not commonly found in urgent care services across England. Instead, patients can be referred to a number of services which leads to an inefficient duplication of efforts and a negative impact on patient experience.

²³³ Commission for Healthcare Audit and Inspection (2008). Not just a matter of time. A review of urgent and emergency care services in England. Healthcare Commission

²³⁴ Primary Care Foundation (2012). Urgent care centres: What works best? A discussion paper. Primary Care Foundation

²³⁵ Primary Care Foundation (2012). Urgent care centres: What works best? A discussion paper. Primary Care Foundation.

Additionally, a study into clinical pathways for children with a fever in urgent care found that patient contacts ranged from one to 13 across all services during their illness, despite the child's episode of illness lasting only three days on average. Approximately half of repeat contacts (221 of 350) were initiated by the services themselves, rather than by parents²³⁶.

Key message

Urgent care services are characterised by variation and a lack of standardisation and clear information. This contrasts with the strong identity of A&E departments. Variation in acceptance and quality of care provided can result in delayed treatment or multiple contacts and a poor experience of care, as well as inefficient use of expertise and resources.

Section 7.1 has been expanded in response to feedback received during engagement to describe the role of GP services in providing continuity of care, the impact of health inequalities and the difficulties that services can face in managing patients with mental health problems.

The engagement period highlighted the omission of GP home visits. Information and evidence on this service has been included discussing the impact of batching home visits on emergency admissions to hospital.

8. 999 emergency services and accident and emergency departments

8.1. 999 emergency calls

There has been a significant rise in the volume of calls to the 999 emergency service from 4.7 million in 2001/02 to over 8 million (2010/11)²³⁷. Many calls relate to non life-threatening conditions and there is increasing concern that many calls to 999 services are based on fundamental misconceptions about the types of treatment other urgent-care options can provide²³⁸. This may be because of a perceived or actual lack of alternative options in the area, or because a patient's symptoms are both worrying and unclear. While there are a range of alternatives to A&E departments for people with less serious conditions, the differences between the services offered and their hours of operation means that the public's default position in a crisis is often to either call 999 or to take the patient (or self-present) to their local A&E department. Numbers of emergency calls have risen steadily across all areas of England²³⁹.

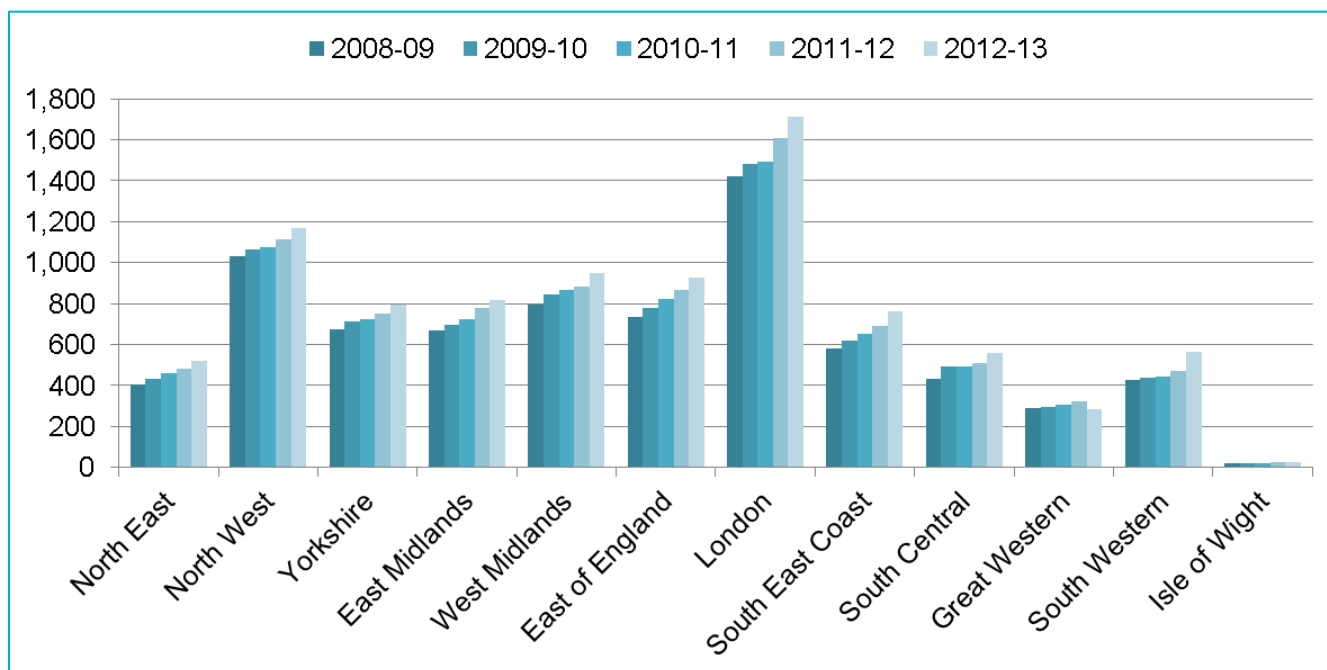
²³⁶ Department of Health (2010) To understand and improve the experience of parents and carers who need advice when a child has a fever (high temperature)

²³⁷ Agnelo Fernandes (2011) Guidance for commissioning integrated urgent and emergency care: A 'whole system' approach

²³⁸ Booker et al (2013) Patients who call emergency ambulances for primary care problems: a qualitative study of the decision-making process; *Emergency Medicine Journal*

²³⁹ HM Government, Data.gov.uk. Ambulance services England – 2011-12. <http://www.data.gov.uk/dataset/ambulance-services-england-2011-12/resource/ed7cde68-a4e6-4a49-80dc-7b007fafce6a>

Figure 9: Rise in emergency calls in England 2008/09 – 2012/13



Source: Ambulance Services England

The cost of ambulance services in England is estimated to be about £1.1bn per year and is rising at about four per cent per annum²⁴⁰. Ambulance call-outs are, by far, the most expensive way for patients to access urgent and emergency care²⁴¹. Although 999 emergency call-outs are associated with only two per cent of urgent and emergency care cases, they are thought to be responsible for about 22 per cent of the commissioning costs²⁴².

The volume of calls and incidents resulting in a 999 emergency response has increased in the last ten years, and this will cause added pressure in the future as ambulance trusts attempt to reduce spending. Most 999 calls result in an emergency response and the rise in emergency calls reflects the rise in emergency responses (figure 10). There is increasing concern that the general NHS approach to triage, which is to assume seriousness, is leading to more emergency responses than necessary, at significant cost to the NHS²⁴³.

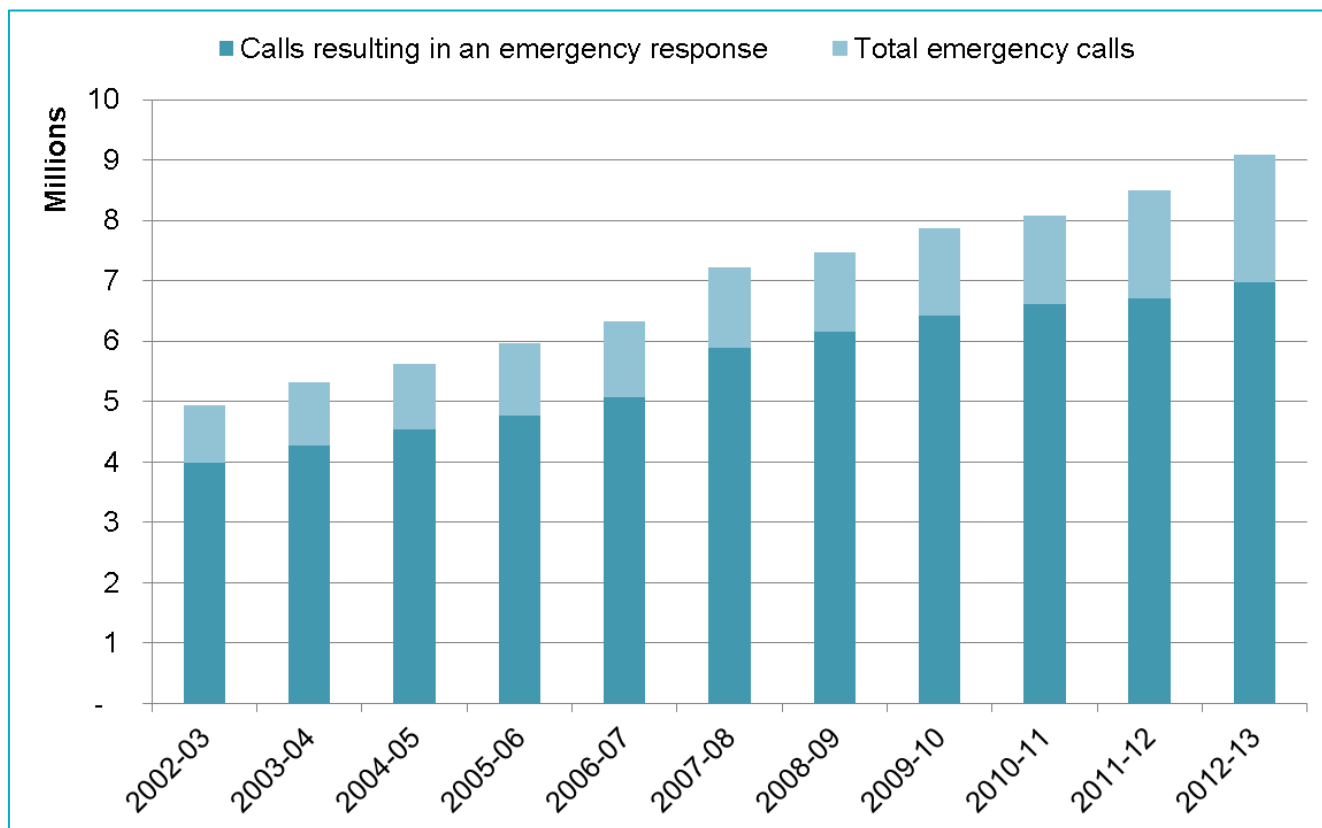
²⁴⁰ Fernandes, A. (2011) Guidance for commissioning integrated urgent and emergency care: a whole system approach; Royal College of General Practitioners Centre for Commissioning

²⁴¹ Fernandes, A. (2011) Guidance for commissioning integrated urgent and emergency care: a whole system approach; Royal College of General Practitioners Centre for Commissioning

²⁴² PA Consulting Group (2008) Healthcare for London: Study of Unscheduled Care in 6 Primary Care Trusts, Central Report

²⁴³ H Snooks and J Nicholl (2007) Sorting patients: the weakest link in the emergency care system; Emergency Medicine Journal, 2007 February; 24(2): 74

Figure 10: Emergency calls and incidents resulting in emergency response 2002/03-2012/13



Source: Ambulance Services England

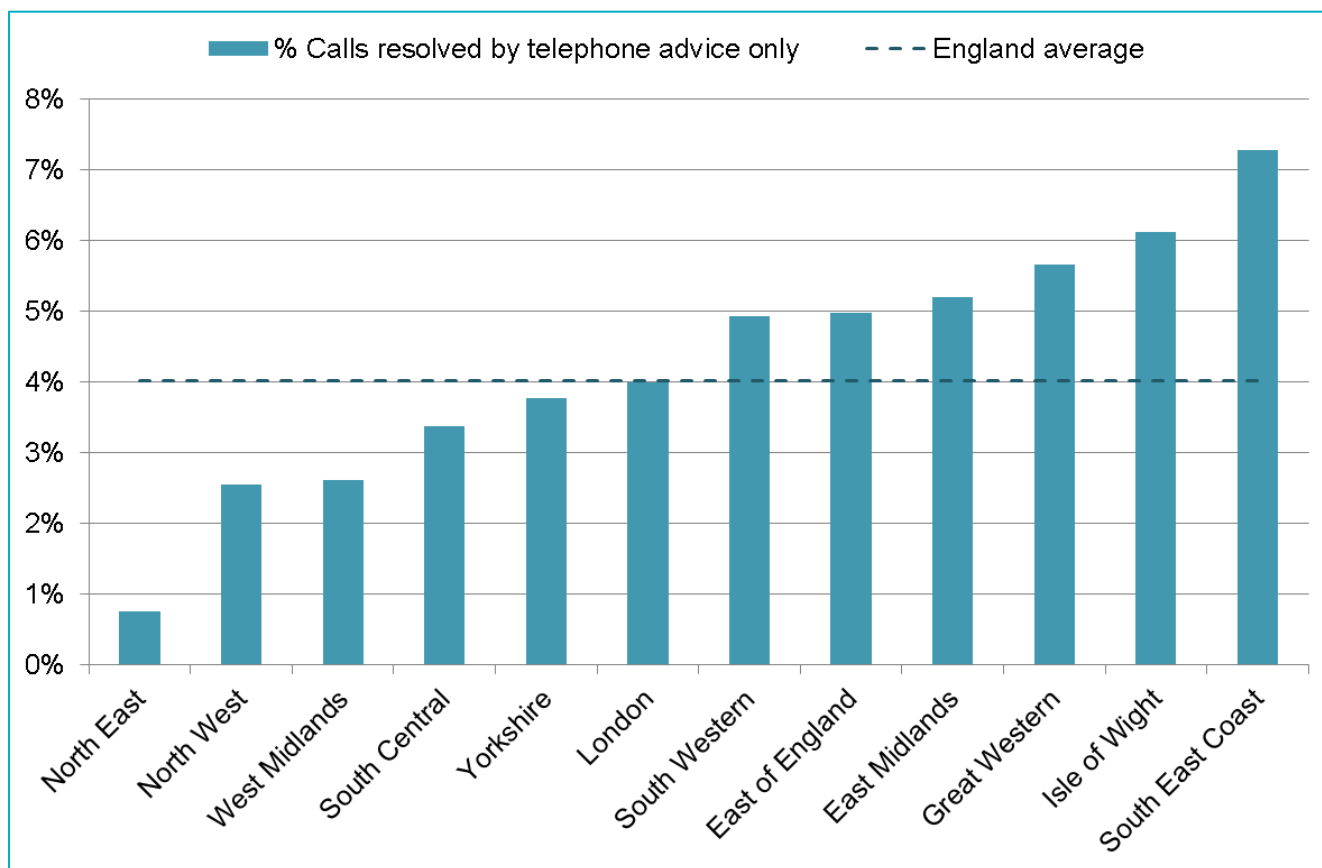
Sending an ambulance to care for a patient who would be better treated elsewhere wastes valuable time as well as resources. To avoid this, NHS emergency dispatch staff are trained to give advice by telephone to deal with non-urgent cases. Patients may be advised on self-care, or to seek help from an alternative source, such as GP out-of-hours services or a minor injuries unit.

However, only a small number of calls are currently closed with telephone advice only: four per cent overall in England (figure 11). The highest proportion is in the south east coast area and the lowest in the north east area²⁴⁴. By comparison, in France, due to differences in the urgent and emergency care system including enhanced triage, only about 65 per cent of emergency calls actually receive an ambulance response²⁴⁵.

²⁴⁴ Note: Department of Health recorded data from LAS for Oct to Dec 2012 shows a slightly higher figure c.5.8-7% - figures are inconsistent between www.data.gov.uk and <http://transparency.dh.gov.uk/2012/06/19/ambgidownloads/>

²⁴⁵ Nikkanen HE, Pougès C, Jacobs LM. Emergency medicine in France. *Annals of Emergency Medicine* (1998). 31: 116–120

Figure 11: Emergency calls closed with telephone advice only (2012/13)



Source: Ambulance Services England²⁴⁶

In many cases in England, where an ambulance is sent out, it is later found that one was not required²⁴⁷. Comparison of the number of cases resolved by telephone advice alone and the number of cases found not to require an ambulance by a responding team suggests that the former represents a small proportion of the possible number of cases that could either be dealt with remotely or by directing patients to more appropriate healthcare facilities.

National Reporting and Learning System data also demonstrates that the wrong type of response is sometimes sent to a call, for example a technician crew is sent when a paramedic response had been requested.

Extract from NRLS data

A patient needed to be transferred from one hospital to another in order to treat severe internal bleeding that had taken place overnight. A paramedic crew had been requested to oversee the transfer but a technician crew was sent. During the transfer, the patient experienced another bleed and went into cardiac arrest. On arrival at A&E, medical staff attempted to revive the patient using cardiopulmonary resuscitation (CPR) but could not prevent the patient from dying.

²⁴⁶ Great Western Ambulance Service NHS Trust dissolved on the 1st February 2013. Data for great western doesn't cover the period from 1st February to 31st March 2013.

²⁴⁷ HM Government, Data.gov.uk. Ambulance Services England – 2011-12 (<http://www.data.gov.uk/dataset/ambulance-services-england-2011-12/resource/ed7cde68-a4e6-4a49-80dc-7b007fafce6a>) Note, significant fluctuation between years in some areas; nonetheless, significant wasted resource indicated.

8.2. Pre-hospital emergency care

There have been attempts to develop pre-hospital services in England to enable patients to be treated at the scene or at home, and to therefore avoid unnecessary attendance at A&E departments. Despite these measures, however, a high proportion of emergency 999 calls still result in an attendance at hospital with patients who could receive treatment elsewhere.

The ambulance service in England, like that of the USA, was developed predominantly to transport emergency patients as quickly as possible to a facility where they can be treated by a more specialist team. In contrast, many other European and Scandinavian countries use a system whereby more care is delivered at the scene by medical or nursing staff²⁴⁸.

In Sweden, for example, a registered nurse with specialist training to deliver advanced care at the scene is present in all emergency ambulances²⁴⁹. In France, some response units are staffed by a qualified physician, a nurse and/or an emergency medical technician. The physician may conduct a full set of observations, examinations and interventions on site, and may decide to admit the patient directly to hospital, bypassing an A&E department altogether. In such systems, the ambulance is likely to spend longer at the scene compared with the English ambulance service. However, there is a lack of evidence that this improves overall outcomes.

In England, many patients are treated at the site of the incident by ambulance teams. In 2011/12, 1,809,300 patients (21.3 per cent) received treatment in their homes or at the scene by ambulance staff and did not require onward transport. This included both category A patients (those with apparently life-threatening conditions) and less serious category C patients.

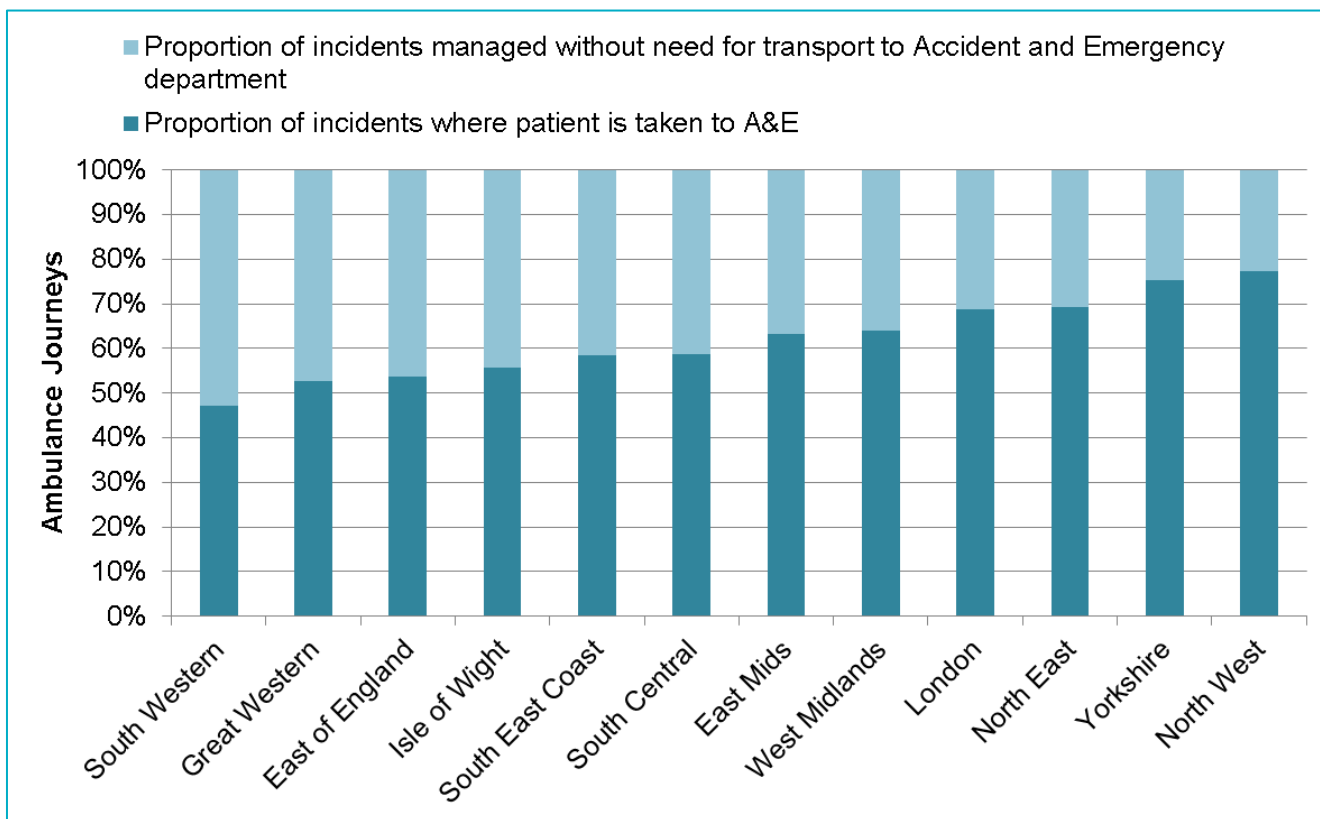
Nonetheless, a relatively high number of cases (around 64 per cent in England overall) are transported by ambulance to an A&E department²⁵⁰. Some degree of over-triage by ambulance services is expected – protocols are designed to err on the side of caution to ensure patient safety. A similar degree of over-triage might therefore be expected across different areas. However, while the average rate of conveyance to A&E departments in England for the last quarter of 2011/12 was around 64 per cent, the regional rates ranged from 47 per cent in the south west to 77 per cent in the north west (figure 12). This demonstrates significant variation in practice and scope for improvement in some areas.

²⁴⁸ Dick WF. "Anglo-American vs. Franco-German emergency medical services system". *Prehospital Disaster Medicine* (2003) Jan-Mar;18

²⁴⁹ Sadock, J., Arnhjort, T, Malmquist, P. and Aujalay, N. "Emergency Medicine in Sweden", *American Academy of Emergency Medicine* (2007);14:14,16-17. Check – this was a target for 2007

²⁵⁰ Department of Health, 2012. Ambulance quality indicators data downloads; found at: (<http://transparency.dh.gov.uk/2012/06/19/ambqdownloads/>)

Figure 12: Patients taken to A&E and those transported elsewhere or discharged at scene, October to December 2012



Source: Ambulance Services England²⁵¹

Some of this variation may be due to casemix and differences in the healthcare facilities available to ambulance crews in the different regions – for example, numbers of urgent care centres available in the area. However, it suggests that different protocols or practices, or uniform availability of alternative sources of care, could result in more patients either being treated at the scene, or transported to a more appropriate care setting. This would reduce the number of patients transported to an A&E department and allow more patients to remain in their homes, or to receive care in more appropriate settings.

8.3. Accident and emergency departments

Unlike some urgent care offerings, patients are guaranteed access to an A&E department 24 hours a day, seven days a week. The work of an A&E department is unbounded; it provides care for emergency conditions – physical and mental health problems of all severities – of all types and for patients of all ages. There has not been a reduction in attendances to A&E departments over recent years – many of which are self-referral – despite a large growth in the availability of other options; placing greater demand on the service.

Due to the unplanned nature of patient attendance; A&E departments must be able to provide initial treatment for a broad spectrum of illnesses and should also have the required staffing and skills to treat illness and injury for all age groups.

²⁵¹ Great Western Ambulance Service NHS Trust dissolved on the 1st February 2013. Data for great western doesn't cover the period from 1st February to 31st March 2013.

In some hospitals, patients who have already been seen by a GP, who has recommended hospital admission, bypass the A&E department and go directly to the acute medical or surgical unit or specialty inpatient beds²⁵². In some hospitals these patients are seen by an initial assessment team in case there is scope for rapid investigations, diagnosis and discharge. In other areas these patients are directed through the A&E department, with in-patient resources devoted to this stream of patients in A&E.

Proper staffing is the 'single most important factor' in providing a high quality, timely and clinically effective service to patients²⁵³. There is a need to ensure a balanced workforce within an A&E department in order to provide a safe service. The UK's historical model of staffing within A&E departments, which resulted in the majority of care being delivered by doctors in training, is inappropriate²⁵⁴. More recent studies of the performance of doctors in training highlight that they are seeing fewer patients than their predecessors²⁵⁵ and feel less confident in their clinical skills²⁵⁶.

Key message

Appropriate staffing is integral to an effective A&E department; however doctors in training are relied on heavily to provide the service due to insufficient numbers of senior (middle grade and consultant) emergency medicine trained doctors.

Parents who seek help for acute injury or illness to their child often feel greater urgency than they would when seeking help for themselves and very sick children are likely to be brought directly to an A&E department, without warning²⁵⁷. Most A&E departments have an area set aside for children. A separate paediatric emergency department, with its own staff, is available in some larger A&E departments; however in most A&E departments there is a mix of both general and paediatric trained professionals seeing and assessing children. Skilled assessment by an experienced and trained professional, sometimes with a short period of observation, may be useful to differentiate a minor condition from a life-threatening condition²⁵⁸. However, the CEMACH (The Confidential Enquiry into Maternal and Child Health) pilot study *Why Children Die* outlined that errors were repeated and compounded by the fact that the principal assessment of a child was being performed by a doctor in training with no postgraduate training and experience in paediatrics, in settings where there was no supervision by an experienced specialist/ paediatrician²⁵⁹. The 2012 *Services for Children in Emergency Departments* recommends that a consultant with sub-speciality training in paediatric emergency medicine be appointed for each A&E department with greater than 16,000 annual paediatric visits²⁶⁰.

²⁵² Emergency Care Intensive Support Team, *Effective approaches in urgent and emergency care*, 2011

²⁵³ The College of Emergency Medicine, *The Way Ahead 2008-2012*, 2008

²⁵⁴ The College of Emergency Medicine *Emergency Medicine Operational Handbook*, 2011

²⁵⁵ Armstrong, PAR. et al "Senior house officer and foundation year doctors in emergency medicine: do they perform equally?" *Emergency Medicine Journal* 2008;25:725-7

²⁵⁶ Croft, S.J., Mason, S. "Are emergency department junior doctors becoming less experienced in performing common practical procedures?" *Emergency Medicine Journal* 2007;24:657-8

²⁵⁷ Right care, right place, first time?; a joint statement by the Royal College of General Practitioners, Royal College of Nursing, Royal College of Paediatrics and Child Health and the College of Emergency Medicine on the urgent and emergency care of children and young people

²⁵⁸ Right care, right place, first time?; a joint statement by the Royal College of General Practitioners, Royal College of Nursing, Royal College of Paediatrics and Child Health and the College of Emergency Medicine on the urgent and emergency care of children and young people

²⁵⁹ Confidential Enquiry into Maternal and Child Health (2008) *Why Children Die: A pilot study 2006*

²⁶⁰ Royal College of Paediatrics and Child Health (2008) *The role of the consultant paediatrician with sub-specialty training in paediatric emergency medicine*

Furthermore, despite the majority of urgent care being delivered in the primary care setting, increasing numbers of older people are attending A&E departments – over the next 20 years, the number of people aged 85 and over is set to increase by two-thirds compared with a 10 per cent growth in overall population²⁶¹. This indicates a growth in older people accessing care from A&E departments. The last few years have seen an increase in the use of end-of-life care pathways. Improvements in end-of-life care can have a high impact on patient experience as well as the experience of family members and carers. Evidence suggests that, where these are absent or poorly scripted, uncertainty in the end-of-life care pathway often results in A&E attendances or emergency admissions to hospital that are, in retrospect, deemed to be unnecessary²⁶².

The 2010 Temple Report concluded that consultant-delivered care, as opposed to consultant-led or consultant-based care, was the best model for the future of medical care in the UK. This is because consultants “make better decisions more quickly and are critical to reducing the costs of patient care while maintaining quality”²⁶³. The Temple Report defined consultant-delivered care as “24 hour presence, or ready availability”.

There is evidence to suggest that consultant-delivered care in an A&E department improves outcomes for some patient groups. For example, the introduction of Major Trauma Networks in the capital with consultant-delivered resuscitation and assessment of severely injured patients saved 58 lives in London in the first year of operation²⁶⁴. Other improved outcomes and benefits include:

- Enhanced and more timely clinical decision making;
- Increased supervision of more junior members of the team;
- Reduced numbers of serious untoward incidents;
- Less unplanned returns to the A&E department; and
- Fewer misinterpreted x-rays that result in missed diagnoses.

Recent studies^{265,266} also found that consultant-delivered care in A&E departments contributed to cost savings and increased service efficiency. Additionally, a recent study highlighted that a consultant based service offers many advantages that cannot be matched by either junior or middle grades²⁶⁷.

Variation exists in the number of hours that consultants are present in A&E departments across the country. Additionally there is a variation in the number of consultants employed by A&E departments (see section 11.2). Internationally, comparing emergency medicine consultant staffing in England with similar models in Australasia and North America, the current consultant numbers in emergency medicine in England are less than half those that would be provided in similar departments in these regions²⁶⁸. A recent study of A&E departments in the United Kingdom, of which nearly 60 per cent of respondents were in England, carried out by

²⁶¹ Jay Banerjee et al Quality care for people with urgent and emergency care needs, 2012

²⁶² Addicott, R (2009) Delivering better care at end of life: the next steps - Report from the Sir Roger Bannister Health Summit, Leeds Castle, 19–20 November 2009

²⁶³ Temple J (2010) Time for training

²⁶⁴ The London Trauma Office

²⁶⁵ Positive impact of increased number of emergency consultants. Geelhoed GC, Geelhoed EA Arch Dis Child 2008;93:62-64

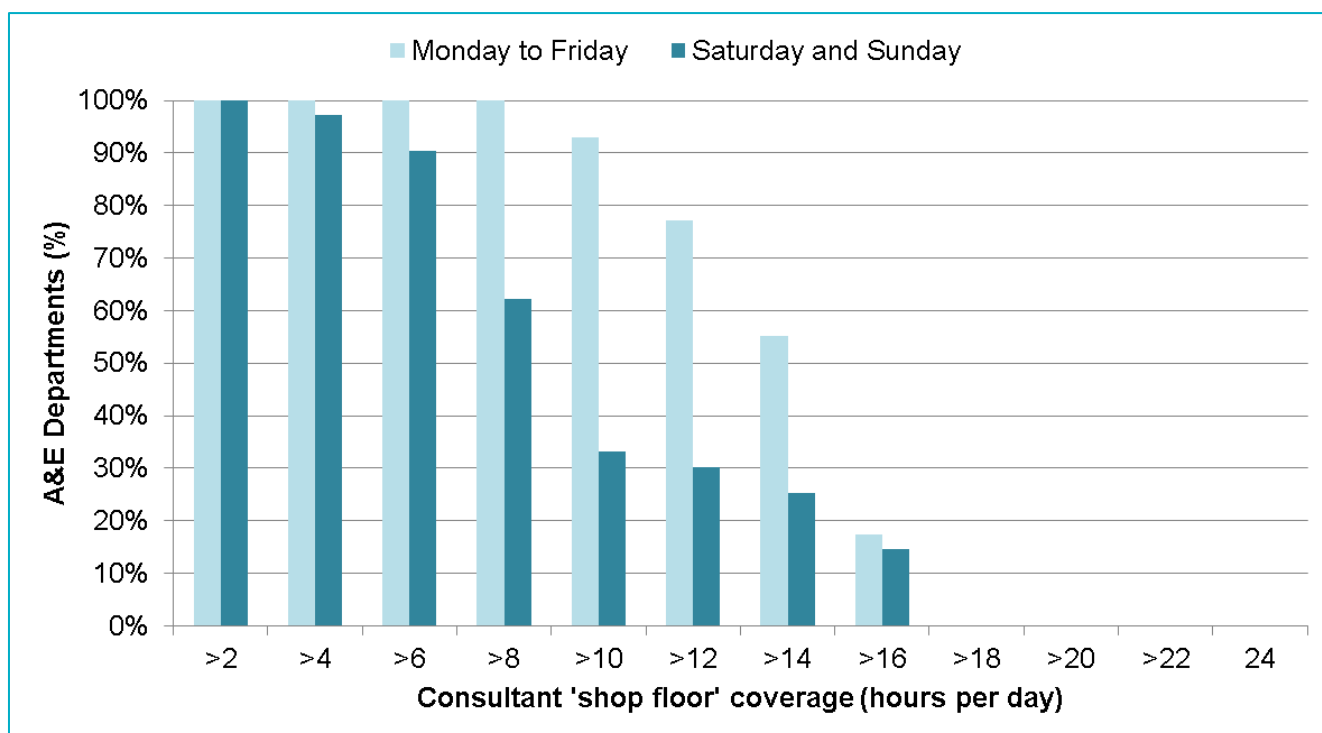
²⁶⁶ White AL, Armstrong PAR, and Thakore S. “The impact of senior clinical review on patient disposition from the emergency department” Emergency Medicine Journal, 2010;27:262-265

²⁶⁷ Sen, A. et al. “The impact of consultant delivered service in emergency medicine: the Wrexham Model” Emergency Medicine Journal 2012;29:366-371

²⁶⁸ Emergency Medicine Consultants Workforce Recommendations, The College of Emergency Medicine, April 2010

the College of Emergency Medicine²⁶⁹ highlighted the variation in consultant ‘shop-floor’ cover to help maintain quality and safety in A&E departments, with the situation worsening over the weekend. Seventy-seven per cent of responding UK A&E departments reported that they had at least one emergency medicine consultant present in the A&E department over 12 hours on weekdays, but only 17 per cent reported such presence for 16 hours. At weekends the number of A&E departments with consultant ‘shop-floor’ cover for at least 12 hours each day is just 30 per cent (figure 13).

Figure 13: Consultant ‘shop-floor’ coverage – hours per day in A&Es (UK)



Source: College of Emergency Medicine

To ensure the delivery of high quality emergency medicine, the involvement and input of experienced and competent emergency medicine doctors 24 hours a day is required, as recommended by the College of Emergency Medicine²⁷⁰. Middle grade doctors (Specialty Registrars, Specialty Doctors and Trust Grades) provide the vital safety net of experienced medical care and supervision round the clock. However, A&E departments across the country struggle to provide this level of cover as vacancy rates at this grade are high both for the training grade registrars and other non-training grades (see section 11.2).

Key message

Consultant-delivered care and senior clinical input improves patient outcomes in A&E departments. However the shortage of senior emergency trained doctors is a problem for nearly all A&E departments and large variation in consultant ‘shop floor’ coverage is seen across England.

²⁶⁹ College of Emergency Medicine (2013) The drive for quality; How to achieve safe, sustainable care in our Emergency Departments?

²⁷⁰ The College of Emergency Medicine, The Way Ahead 2008-2012, 2008

The senior review of patients has a positive impact on patient outcomes. A study undertaken to assess the influence and effect of 'real-time' senior clinician supervision on patient disposition in a UK A&E department found that senior review of 556 patients reduced inpatient admissions (by 11.9 per cent) and reduced admissions to the acute medical unit specifically (by 21.2 per cent). Furthermore, inappropriate discharge was prevented in 9.4 per cent of cases, improving patient safety, and the appropriate use of outpatient facilities resulted in a rise of 34.6 per cent in outpatient appointments²⁷¹.

An A&E department also requires minimum levels of designated nursing staff to meet service requirements; however there is significant variation in the levels of senior nurses in A&E departments across England. Several reports^{272,273} have highlighted high rates of nursing vacancy and inadequate skill mix within the A&E, which can lead to poorer outcomes for patients^{274,275}. It has also been suggested that^{276,277}, where care has been found to be poor, the majority of care was delivered by unregistered staff with insufficient senior nursing staff to supervise them. Evidence suggests that a high proportion of senior nursing staff is associated with lower hospital mortality²⁷⁸.

8.3.1. A&E attendances related to mental health

Mental health disorders account directly for approximately five per cent of A&E attendances and most patients who frequently re-attend A&E departments do so because of an untreated mental health problem²⁷⁹. However A&E attendances are usually defined by the presenting symptoms and not the underlying condition, which is often mental-health related. Alcohol abuse, for instance is one of the most significant factors affecting demand for A&E services. Alcohol-related chronic conditions, intoxication and secondary effects of alcohol abuse such as injuries from alcohol-related violence contribute to approximately 35 per cent of A&E attendances^{280,281,282}. Dementia is an underlying factor in 42 per cent of emergency admissions for patients over 70 years old and these patients often find the pace and noise in A&E departments difficult to cope with²⁸³.

Self-harm is one of the most common reasons for emergency care in England and Wales, accounting for around 200,000 visits to hospital each year²⁸⁴. Research shows that attendance at an A&E department for self-harm is associated with future suicide, with one quarter of suicides preceded by acts of self-harm within the previous year²⁸⁵. One study of suicides in north west England found that over 40 per cent of people who had committed suicide had attended an A&E department in the year prior to their death, with the majority of attendances due to self-harm or requests for psychiatric help²⁸⁶. Seventy-five per cent of suicides are committed by people not known to mental health services²⁸⁷. The National Reporting and

²⁷¹ White AL, Armstrong PAR, and Thakore S. "The impact of senior clinical review on patient disposition from the emergency department" *Emergency Medicine Journal*, 2010;27:262-265

²⁷² Independent Enquiry into the care provided by Mid Staffordshire NHS Foundation Trust, Jan 2005-March 2009.

²⁷³ Care Quality Commission, October 2011: Investigation report: Barking, Havering and Redbridge University Hospital NHS Foundation Trust

²⁷⁴ Kane R, et al (2007) "The association of registered nurse staffing levels and patient outcomes: systematic review and meta-analysis", *Medical Care* 45(12). Pp1195-1204

²⁷⁵ Twigg, D et al (2012) "Impact of skill mix variations on patient outcomes following implementation of nursing hours per patient day staffing: a retrospective study", *Journal of Advanced Nursing* [Available at: <http://www.ncbi.nlm.nih.gov/pubmed/22384993>]

²⁷⁶ The Patient Association (2010) *Listen to patients, speak up for change*. [Tinyurl.com/listen-patients](http://tinyurl.com/listen-patients)

²⁷⁷ Care Quality Commission (2011) *Dignity and Nutrition Inspection Programme. National Overview*. Newcastle Upon Tyne. CQC.tinyurl.com/dignity-overview

²⁷⁸ Jarman, B, et al (1999) Explaining differences in English hospital death rates using routinely collected data. *BMJ*,318, 15150-1520

Learning System has identified a number of suicides that have taken place in A&E departments.

Extract from NRLS data

A patient attended A&E after it had been reported that they had attempted to throw themselves under a moving car as a possible means of attempting self-harm. There were significant capacity issues within the department, with patients queuing in the ambulance corridor, which meant the senior nurse was unable to undertake immediate nurse triage. A visual assessment suggested that the patient did not need to move forward in the queue for nurse triage but, by the time the senior nurse was able to undertake triage, the patient had left the department. The patient re-attended an hour and a half later after being found collapsed in the road after they had walked in front of an oncoming car. The patient sustained a cardiac arrest while in the department.

8.3.2. The four hour standard

Many reviews have examined A&E attendances and initiatives to reduce waiting times²⁸⁸. Across England, compliance with the four hour standard is decreasing. Compliance means that 95 per cent of patients should be seen, treated and discharged within four hours. Data for quarter 3 of 2012/13 show an increase in the number of patients waiting more than four hours from the time of arrival to admission, transfer or discharge, when compared with the previous quarter (quarter 2, 2012/13). Although this is consistent with seasonal variance in other recent years, it is the highest proportion since 2003/04²⁸⁹. These increases correspond with widespread concern about mounting pressure on A&E departments. In a recent poll by the Royal College of Nursing, 89 per cent of nursing staff working in acute and emergency care said current pressures experienced by A&E departments are putting patients in danger²⁹⁰.

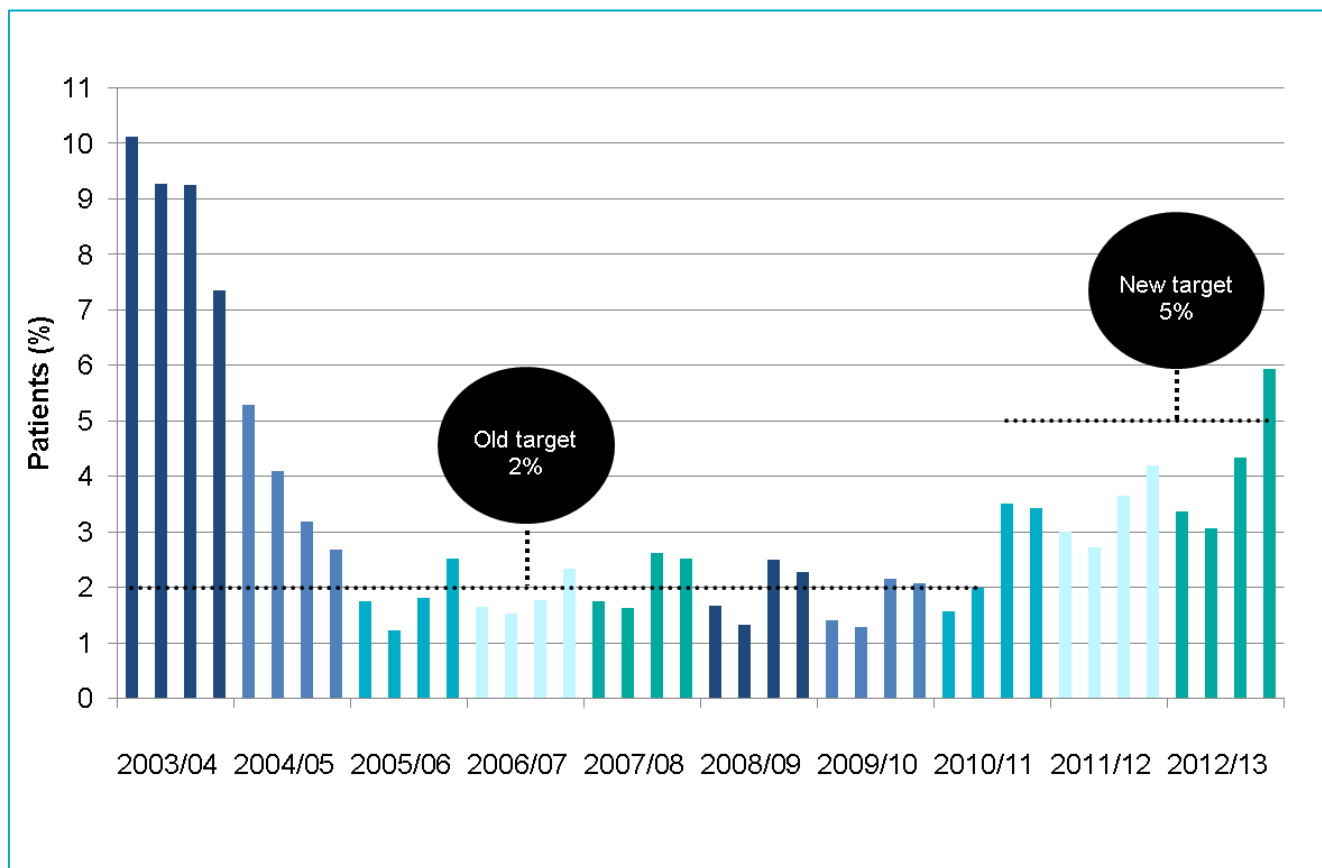
During quarter 4 of 2012/13, a total of 310,000 patients across England waited more than four hours in A&E from the time of arrival to admission, transfer or discharge (figure 14). This marked a 35 per cent increase over the previous quarter (quarter 3, 2012/13) and a 39 per cent increase over the same quarter of the previous year (quarter 4, 2011/12). Despite this increase, the total number of people attending A&E departments fell in each quarter of 2012/13 and quarter 4 of 2012/13 was down 0.65 per cent on the same period in 2011/12.

²⁸⁸ Health Services and Research Delivery Programme (2005) Reducing attendance and waits in emergency departments: A systematic review of present innovations

²⁸⁹ The King's Fund, How is the NHS performing?, 2013

²⁹⁰ RCN (2013) Pressures on A&E are putting patients at risk – Poll of Royal College of Nursing Members; found at: http://www.rcn.org.uk/newsevents/news/article/uk/pressures_on_a_and_e_are_putting_patients_at_risk

Figure 14: Percentage of patients waiting more that four hours in A&E from arrival to admission, transfer or discharge 2003/04 – 2012/13



Source: Department of Health weekly A&E SitReps 2003/04 – 2012/13

8.3.3. Crowding and patient flow

Ensuring patient flow through an A&E department is a vital element of providing a high quality and safe service. Whilst the volume and case mix of patients presenting to A&E departments is largely predictable, crowding in an A&E department can often occur as a result of delays in assessment, treatment and discharge elsewhere in the hospital^{291,292,293,294}. Patient safety, privacy and dignity are often compromised by overcrowded conditions, and evidence shows that overcrowding in A&E departments can lead to a 30 per cent increase in ten day mortality rates^{295,296}.

²⁹¹ Richardson DB. Increase in patient mortality at 10 days associated with emergency department overcrowding. *Med J Aust*2006;184:213-6

²⁹² Collis (2010) Adverse effects of overcrowding on patient experience and care; *Emergency Nurse*; Volume 18, no 8, pp34-39

²⁹³ Collins, J (2010) Adverse effects of overcrowding on patient experience and care; *Emergency Nurse*, Volume 18, Number 8, December 2010

²⁹⁴ The Health Foundation (2013) *Improving Patient Flow: How two trusts focussed on flow to improve the quality of care and use available capacity effectively*

²⁹⁵ Richardson DB. Increase in patient mortality at 10 days associated with emergency department overcrowding. *Med J Aust*2006;184:213-6

²⁹⁶ Collis (2010) Adverse effects of overcrowding on patient experience and care; *Emergency Nurse*; Volume 18, no 8, pp34-39

A study of emergency admissions to hospital in Australia found that in-patient length of stay is also closely linked to the length of time patients had spent in A&E²⁹⁷. The study found that patients spending between four and eight hours in A&E, on average, spent 1.9 days longer in hospital than those admitted within four hours. Patients spending between eight and 12 hours in the A&E department spent 2.9 days longer and those spending more than 12 hours in the A&E spent an average of 3.5 days longer in hospital.

Problems with patient flow through A&E departments can have a significant impact on ambulance handover delays, which are detrimental to clinical quality and patient experience and come at significant cost to the NHS²⁹⁸. NHS England has stated that all handovers between an ambulance and A&E Department must take place within 15 minutes, and crews should be ready to accept new calls within a further 15 minutes²⁹⁹. However, in 2012, 24 per cent of ambulance patients surveyed said they had to wait over 15 minutes with the ambulance crew before they could be handed over to an A&E department³⁰⁰. Five per cent said they had to wait for more than one hour to be handed over.

Overcrowding within an A&E department is often a symptom of blockages elsewhere within the hospital system³⁰¹. This can be caused by issues such as long waits for senior clinical review, poor access to supporting services, or poor access to in-patient beds (see section 10.3). The safe delivery of care in an A&E department depends on timely access to diagnostics and investigations. Early access to diagnostics can also prevent unnecessary admission to hospital, thereby providing better outcomes for patients. Accident and emergency departments should have unrestricted access to imaging to allow immediate investigation of potentially life threatening conditions. Additionally, poor patient flow and department overcrowding³⁰² can be associated with a lack of support from inpatient specialties and a lack of swift access to inpatient beds. This in turn often represents problems in outflow from the admissions units to longer-stay wards and from longer-stay wards to community discharge.

A review of patient flow at South Warwickshire NHS Foundation Trust³⁰³ found that, whilst two-thirds of patients arrived at A&E during working hours when senior decision-making staff were available, most patients were admitted to a ward after senior staff had gone home. A similar review in Sheffield Teaching Hospital NHS Trust³⁰⁴ found that two thirds of frail and elderly patients 'arrived' at the medical assessment unit after 6pm, when only doctors in training were available to assess them. This led to many patients staying overnight in hospital unnecessarily

Evidence suggests that team working practices within A&E departments can have a significant impact on the length of time patients wait between arrival in the department and admission to hospital or discharge. The study found that departments where clinicians and nursing staff

²⁹⁷ Liew et al (2003) Emergency department length of stay independently predicts excess inpatient length of stay; MJA 2003; 179; 524-526

²⁹⁸ NHS Confederation (2012) Zero tolerance: Making ambulance handover delays a thing of the past; NHS Confederation, produced in association with Association of Ambulance Chief Executives

²⁹⁹ NHS England (2012) Everyone Counts: Planning for Patients 2013/14

³⁰⁰ CQC (2012) National NHS patient survey programme Accident and Emergency Department Survey 2012: full results with 2004 and 2008 comparisons

³⁰¹ Higginson, I. "Emergency department crowding", Journal of Emergency Medicine 2012, Vol. 29, Number :437e443

³⁰² Higginson, I. "Emergency department crowding", Journal of Emergency Medicine 2012, Vol. 29, Number :437e443

³⁰³ The Health Foundation (2013) Unblocking a hospital in gridlock: South Warwickshire NHS Trust's experience of the Flow Cost Quality improvement programme

³⁰⁴ CQC (2012) National NHS patient survey programme Accident and Emergency Department Survey 2012: full results with 2004 and 2008 comparisons

³⁰⁴ Higginson, I. "Emergency department crowding", Journal of Emergency Medicine 2012, Vol. 29, Number :437e443

³⁰⁴ Higginson, I. "Emergency department crowding", Journal of Emergency Medicine 2012, Vol. 29, Number :437e443

routinely worked together in teams (not just for specific emergency events) were more effective at making quick clinical decisions³⁰⁵.

Key message

Crowding in A&E departments is a growing threat to patient safety and can have a significant impact on all patients. Timely access is required from supporting specialties to enable appropriate admission and transfer of patients to improve patient flow within A&E departments.

8.3.4. Clinical Quality Indicators (CQIs)

Clinical Quality Indicators (CQIs) were introduced by the Department of Health in April 2011 to balance the potentially adverse effects of over-focus on the four hour standard and encourage continuous improvement³⁰⁶. The introduction of CQIs aimed to shift the focus away from waiting time targets towards a range of measures based on quality (including clinical outcomes, safety and patient experience) and was expected to encourage transparency and continuous improvement in A&E departments³⁰⁷. The eight CQIs are:

- Ambulatory Care;
- Unplanned Re-attendance Rate;
- Total Time Spent in A&E;
- Left without Being Seen Rate;
- Service Experience;
- Time to Initial Assessment;
- Time to Treatment; and
- Consultant Sign-off.

A&E departments are encouraged to locally publish information on the A&E indicators in the form of a clinical dashboard that is available to patients and the public, other providers and local commissioners. The information gathered for the CQIs combine data with knowledge and observation of the underlying processes. They are expected to encourage discussion about how good the care provided is and how it can be improved, aid decision making processes, identify issues early and address areas where immediate, targeted decisions can benefit patients³⁰⁸.

8.3.5. Clinical decision/ observation areas

Many A&E departments run clinical decision/ observation areas as part of the drive to improve patient care and view these facilities as an integral part of emergency medicine. Clinical decision/ observation areas maximise the use of available resources and are viewed as a better alternative for patients than an inpatient admission as they provide a period of observation or treatment, typically for four to twelve hours, for those patients with an expected recovery time or a short, defined period of active treatment for specific diagnoses³⁰⁹. These areas also allow time to investigate and to safely rule out serious diagnoses, preventing both unsafe discharges and inpatient admissions. Significantly, research has shown that patient

³⁰⁵ Mason et al (2006) What are the organisational factors that influence waiting times in Emergency Departments; Report for the National Co-ordinating Centre for NHS Service Delivery and Organisation R & D (NCCSDO)

³⁰⁶ Cooke, M (2013) Intelligent use of indicators and targets to improve emergency care; Emergency Medicine Journal

³⁰⁷ Cooke, M (2013) Intelligent use of indicators and targets to improve emergency care; Emergency Medicine Journal

³⁰⁸ Department of Health (2011) A&E Clinical Quality Indicators: Best Practice Guidance for Local Publication; Department of Health Urgent and Emergency Care

³⁰⁹ Cooke, M et al (2003) Use of emergency observation and assessment wards: a systematic literature review; Emergency Medicine Journal, Volume 20, pp138-142

satisfaction increases with the presence of clinical decision/ observation units, with fewer problems associated with poor care, communication, emotional support and physical comfort³¹⁰. Overall, clinical decision/ observation areas can provide patients with shorter lengths of stay. These are most effective when they are ring-fenced areas exclusively managed by emergency medicine doctors and nurses with clear operational policies³¹¹. However, not all A&E departments have access to such a facility and there is considerable variation in the way in which they function.

Following the engagement period, figure 7 in section 8.1 has been updated to show the most recent data; the comparison with England's population has also been removed and the format has been modified to improve clarity. Figure 8 has also been updated with the most recent data and the England average is displayed as a line chart for easier comparison.

Figure 9 in section 8.2 has been updated to display the most recently available data.

In response to further information received during the engagement period, an additional message has been included in section 8.3 to highlight pressure from paediatric patients on A&E services. Information on the four hour standard relating to its impact on hospital admissions has been moved to section 10.1. Section 8.3.3 has been expanded to further describe issues caused by crowding and patient flow through A&E.

9. Access to quality back up and support services

9.1. Back up services

Accident and emergency departments have evolved to become increasingly sophisticated, employing more specialist staff in greater numbers and requiring a more complex system of acute hospital services to support them³¹². To ensure high quality and safe care in an A&E department, access to inpatient beds, speciality clinical opinion and support from other specialities in the hospital is required. Patients waiting in an A&E department (often on hospital trolleys) due to a lack of inpatient beds is sub-optimal and evidence suggests that patients with prolonged 'trolley times' have longer lengths of stay in hospital once admitted with possible increased morbidity and mortality³¹³. Although improvements have been made, this still remains a problem in many hospitals³¹⁴.

Relationships with supporting specialties can be inconsistent. Therefore, the College of Emergency Medicine recommends that as a minimum an A&E department must have support from the 'seven key specialities': critical care, acute medicine, imaging, laboratory services (including blood bank), paediatrics, orthopaedics and general surgery. This should ensure timely assessment to senior clinical decision makers within inpatient teams, to improve the flow of the A&E department. Where these teams are not on-site there must be robust policies and procedures to ensure rapid access to a senior clinical decision maker, and transfer to an

³¹⁰ Cooke, M et al (2003) Use of emergency observation and assessment wards: a systematic literature review; *Emergency Medicine Journal*, Volume 20, pp138-142

³¹¹ Hassan, T. (2003) Clinical decision units in the emergency department: old concepts, new paradigms, and refined gate keeping; *Emergency Medicine Journal*; 2003;20:123-125

³¹² HCL (2013) The Real Emergency in Emergency Departments: Is the chronic shortage of England's A&E doctors reaching crisis point?; HCL workforce solutions

³¹³ The College of Emergency Medicine, *The Way Ahead 2008-2012*, 2008

³¹⁴ Richardson D.B. "The access block effect: relationship between delay in reaching an inpatient bed and patient length of stay" *Med J Aust* (2002) 177:492-5

inpatient bed if required. The following extract from NRLS data illustrates why this is essential for ensuring patient safety:

Extract from NRLS data

A patient attended A&E after vomiting blood and was seen to by the A&E registrar, medical registrar, anaesthetic registrar and two senior A&E nurses. The team needed to carry out an emergency endoscopy but was unable to locate anyone able to do this, despite attempting to contact the relevant personnel at their home. The patient continued to bleed and died in the A&E department due to no out-of-hours endoscopy service available.

Recent work from the College of Emergency Medicine highlights that in spite of the College's recommendations, there is no on-site supporting service that is universally available to all A&E departments, with the exception of anaesthesia and orthopaedics in major trauma centres. The supporting services most commonly available on site are acute medicine (86 per cent), critical care (87 per cent), anaesthesia (88 per cent), general radiology (87 per cent), general paediatrics (79 per cent) general surgery (84 per cent), care of the elderly (86 per cent) and orthopaedics (84 per cent). Additionally, only 10 per cent of A&E departments have a co-located urgent care centre, and 36 per cent have a co-located out of hours GP service³¹⁵.

Much of the evidence, both national and international, on treatment for emergency patients and where and when they should attend relates to urban environments. Rural and remote patients present a specific challenge due to the density of the population and the distances involved. The low-density population of rural areas means that healthcare facilities are spread far apart, and there may not be the critical mass necessary to provide a fully functional major acute hospital within the region. The distance a patient is transported is an important factor because the length of the journey has to be balanced against the care given en route and on arrival at hospital. Evidence collected from the most seriously ill patients 12 to 15 years ago suggested that an increase in the distance travelled was associated with an increase in mortality³¹⁶. Both the ambulance service and hospital treatments have changed substantially since then, but these findings indicate that it is important to monitor the effects of distance and any changes in service configuration.

A hub and spoke telemedicine system, whereby remote facilities are linked up to a central hospital with specialist support on hand, may represent a possible solution to some of these problems. Telemedicine is a broad description of medical and healthcare services provided by means of telecommunications. Telemedicine can be used to:

- Support more types of services;
- Bring specialist services to more people in rural and remote areas;
- Enable better on-scene treatment for medical professionals on the move;
- Enable patients and clinicians to collaborate more effectively to monitor and treat chronic conditions;
- Enable more effective monitoring and treatment of patients with chronic conditions; and
- Enable remote rehabilitation monitoring.

³¹⁵ College of Emergency Medicine (2013) The drive for quality; How to achieve safe, sustainable care in our Emergency Departments?

³¹⁶ Nicholl, J et al (2007) The relationship between distance to hospital and patient mortality in emergencies: an observational study; *Emergency Medicine Journal*; 24: 665-668

In recent years, technological developments have rapidly increased the number of telemedicine options available to the NHS. Telemedicine is an emerging area that holds a great deal of promise for healthcare, with many studies finding that it can facilitate better communication between healthcare providers and improve patient outcomes³¹⁷. Additionally, international models such as those used by Kaiser Permanente of self-care and shared care use technology to emphasise prevention, early intervention and the active management of patients with the priority of keeping patients out of hospital³¹⁸. There have been numerous pilots using telemedicine in urgent and emergency care and a number of studies attempting to measure its clinical and cost effectiveness. However literature around telemedicine is often a confused picture, especially regarding its cost-effectiveness, due to the wide variety of different technologies and utilisation methods available^{319,320}.

There is broad agreement that the use of telemedicine to support specialised treatment has significant potential for improving access to safe, high quality emergency medicine, particularly in rural and remote areas^{321,322,323,324}. Increased sub-specialisation in medicine means that acute specialists often have less familiarity with other areas of medicine, necessitating more effective communication and collaboration between clinicians, often based in different locations³²⁵. This development in healthcare has had the greatest impact on hospitals in rural and remote areas because it is becoming increasingly difficult for them to provide the full spectrum of acute services required to treat emergency patients. Telemedicine can facilitate effective networking between providers and allow patients to receive a wider range of clinical treatments in areas with less access to clinical expertise³²⁶.

There are several documented examples of telemedicine working effectively to improve access to specialist clinical expertise in remote areas or where there is a local shortage of expertise. There is a considerable literary evidence to support the feasibility and effectiveness of telemedicine, particularly for specific applications such as stroke management, cardiology, neurology, burns and ophthalmology, where a high-degree of specialist expertise is often required. Most studies showed some potential for improving rapid evaluation and treatment of patients whilst reducing ambulance transfers and emergency admissions to hospital^{327,328,329}.

-
- ³¹⁷ Brownsell et al (2012) Barriers and challenges to implementing telehomecare for Long Term Conditions; University of Sheffield and Sheffield Teaching Hospitals NHS Trust
- ³¹⁸ Light, D and Dixon M "Making the NHS more like Kaiser Permanente", *British Medical Journal* (2004) 27; 328(7442): 763–765
- ³¹⁹ NHS Improvement (2011) Heart failure – patient pathways
- ³²⁰ Bengner, J. et al (2004) The safety and effectiveness of minor injuries telemedicine; *Emergency Medicine Journal*; 2004;21:438–445
- ³²¹ Darkins, A (2012) Patient safety considerations in developing large telehealth networks; *Clinical Risk*, May 2012 vol. 18 no. 3 90-94
- ³²² WHO (2010) Telemedicine – Opportunities for developments in Member States: report on the second global survey on ehealth; World Health Organization
- ³²³ Raza et al (2007) Pulmonary telemedicine—A model to access the subspecialist services in underserved rural areas; *International Journal of Medical Informatics*; Volume 78, Issue 1, Pages 53-59, January 2009
- ³²⁴ Kulshrestha et al (2010) *Journal of Telemedicine and Telecare*, June 2010 vol. 16 no. 4 196-197
- ³²⁵ Saffle, J (2006) Telemedicine for acute burn treatment: the time has come; *Journal of telemedicine and telecare* 2006, 12: 1-3
- ³²⁶ Jonathan Birns (2010) *British Journal of Neuroscience Nursing*, Vol. 6, Iss. 2, 12 Feb 2010, pp 66 – 69
- ³²⁷ Jonathan Birns (2010) *British Journal of Neuroscience Nursing*, Vol. 6, Iss. 2, 12 Feb 2010, pp 66 – 69
- ³²⁸ Wechsler et al (2013) Teleneurology applications; *Neurology* February 12, 2013 vol. 80 no. 7 670-676
- ³²⁹ Kulshrestha et al (2010) *Journal of Telemedicine and Telecare*, June 2010 vol. 16 no. 4 196-197

However, implementation of telemedicine systems tends to be piecemeal and barriers to implementation of telemedicine systems include³³⁰:

- High cost of setup and maintenance of systems;
- A lack of systematic analysis of impact on wider healthcare costs; and
- Ethical and legal concerns surrounding patient confidentiality and physical indemnity.

Key message

To ensure high quality and safe care in an A&E department, access to inpatient beds and support from other specialties in the hospital or rapid transfer to the right hospital is required.

9.2. Support from mental health liaison services

There is a perception that liaison psychiatry is an optional rather than essential part of a hospital's services, which means that there remains significant variation in provision and service delivery across England^{331,332,333}. It is estimated that mental health co-morbidities increase the cost of care in a 500-bed general hospital by around £25 million a year and liaison psychiatry services can typically reduce this cost by about £5 million³³⁴.

In the absence of mental health liaison services, many co-morbid mental health problems typically go undiagnosed and untreated, leading to poorer health outcomes; including increased rates of mortality and morbidity³³⁵. Evidence suggests that access to expert psychiatric support on weekdays between 9am and 5pm is generally good but access at the weekends and during evenings is often poor, putting additional pressure on A&E departments to deliver clinical care and manage referrals for patients with mental health needs³³⁶. It is also suggested that liaison psychiatry services based outside the acute trust usually struggle to provide a timely response^{337,338}. More appropriate provision, particularly out-of-hours, for these patients would be beneficial to both the patient and the hospital system³³⁹.

Often, patients requiring a mental health assessment experience long waits or are admitted to a general hospital unit while awaiting assessment; this is inappropriate. The care of patients with mental health problems is of great concern across the emergency care pathway. There is a need to ensure that patients attending an A&E department who require a mental health assessment receive this within the same timescale as those who have other conditions.

Rapid Assessment Interface and Discharge (RAID) is an innovative model of mental health liaison service, piloted in City Hospital, Birmingham, which has demonstrated that significant cost savings can be achieved while improving patient outcomes by improving mental health

³³⁰ WHO (2010) Telemedicine – Opportunities for developments in Member States: report on the second global survey on ehealth; World Health Organization

³³¹ Parsonage, M et al (2012) Liaison psychiatry in the modern NHS; Centre for Mental Health in collaboration with NHS Confederation Mental Health Network; London

³³² NHS England (2013) NHS Services, Seven Days a Week: evidence base for the development of the clinical standards

³³³ Minghella, E (2013) Commissioning Liaison Psychiatry/Mental Health Services in the South-West of England: Findings from a short review; NHS England

³³⁴ Parsonage, M et al (2012) Liaison psychiatry in the modern NHS; Centre for Mental Health in collaboration with NHS Confederation Mental Health Network; London

³³⁵ Parsonage, M et al (2012) Liaison psychiatry in the modern NHS; Centre for Mental Health in collaboration with NHS Confederation Mental Health Network; London

³³⁶ NHS England (2013) NHS Services, Seven Days a Week: evidence base for the development of the clinical standards

³³⁷ Foundation Trust Network (October 2012) Briefing on Driving Improvement in A&E Service

³³⁸ CEM (2013) Mental Health in Emergency Departments: a toolkit for improving care; College of Emergency medicine

³³⁹ Lynch, R. M. & Greaves, I. (2000) Regular attenders to the accident and emergency department; Journal of Accident and Emergency Medicine, 17, 351-354

support services in a hospital^{340,341}. The service offers a comprehensive range of mental health specialties within one multi-disciplinary team 24 hours a day, seven days a week, with a target response time of one hour to assess patients referred from A&E. The service ensures all adults can be assessed, treated, signposted or referred appropriately regardless of severity or time of presentation^{342,343}.

RAID also provides formal teaching and informal training on mental health difficulties to acute hospital staff. It puts an emphasis on diversion and discharge from A&E and on the facilitation of early but effective discharge from general admissions wards. In terms of follow-up support, after discharge from the hospital a large number of patients are referred to their GP, others to community mental health teams, home treatment teams or the RAID follow-up clinic^{344,345}. An evaluation of the RAID services in Birmingham hospitals identified a reduction of 14,500 hospital bed-days (equivalent to £3.55m) in the first full year of implementation³⁴⁶.

Key message

Rapid access to mental health liaison services can improve care and conserve resources by reducing delays in assessment, treatment and discharge. However there remains significant variation in service delivery and availability across England.

9.3. Support from general practice in A&E departments

Between 10 and 30 per cent of patients attending A&E departments are thought to present with conditions that could have been resolved in primary care³⁴⁷. With many services experiencing long waits and overcrowding, it has been suggested that providing primary care services in A&E departments could help manage this cohort of patients more effectively.

There are a number of studies looking at the cost-effectiveness of these services, but they are of variable quality and offer conflicting insight into both patient outcomes and cost-effectiveness³⁴⁸. Some studies demonstrated an improvement in patient satisfaction with A&E services³⁴⁹, some a reduction in referral and prescription rates³⁵⁰ and some found the introduction of GPs to A&E departments could reduce costs³⁵¹. However, it is important to note that the evidence base supporting the inclusion of GPs services in A&E services is broadly

³⁴⁰ Parsonage, M et al (2012) Liaison psychiatry in the modern NHS; Centre for Mental Health in collaboration with NHS Confederation Mental Health Network; London

³⁴¹ Tadros, G et al (2013) Impact of an integrated rapid response psychiatric liaison team on quality improvement and cost savings: the Birmingham RAID model; *The Psychiatrist*; vol 37: pp4-10

³⁴² Parsonage, M et al (2012) Liaison psychiatry in the modern NHS; Centre for Mental Health in collaboration with NHS Confederation Mental Health Network; London

³⁴³ NHS England (2013) NHS Services, Seven Days a Week: evidence base for the development of the clinical standards

³⁴⁴ Parsonage, M et al (2012) Liaison psychiatry in the modern NHS; Centre for Mental Health in collaboration with NHS Confederation Mental Health Network; London

³⁴⁵ NHS England (2013) NHS Services, Seven Days a Week: evidence base for the development of the clinical standards

³⁴⁶ NHS England (2013) NHS Services, Seven Days a Week: evidence base for the development of the clinical standards

³⁴⁷ Carson D et al (2010). Primary Care and Emergency Departments: Report from the Primary Care Foundation

³⁴⁸ Khangura JK et al (2012) Primary care professionals providing non-urgent care in hospital emergency departments; *Cochrane Database of Systematic Reviews* 2012, Issue 11

³⁴⁹ Boeke, AJP et al (2010) Effectiveness of GPs in accident and emergency departments; *British Journal of General Practice*; 60(579): pp378–384

³⁵⁰ Khangura JK et al (2012) Primary care professionals providing non-urgent care in hospital emergency departments; *Cochrane Database of Systematic Reviews* 2012, Issue 11

³⁵¹ Bosmans, JE et al (2012) Addition of a general practitioner to the accident and emergency department: a cost-effective innovation in emergency care; *Emergency Medicine Journal*; 29, pp192-196

conflicting; the studies are typically very local in scope and their methodology insufficient robust to support policy^{352,353,354}.

Following the engagement period and feedback highlighting the need for an increased focus on mental health liaison, the title of section 9 has been updated to reflect revised content.

In response to feedback and additional evidence received an additional section (9.2) discussing mental health liaison services has been included along with a key message.

A further additional section (9.3) discussing the possible benefits of GP support in A&E departments has also been included.

10. Emergency admissions to hospital

10.1. Rising number of emergency admissions to hospital

With a significant rise in the number of emergency admissions to hospital (see section 3.2.3), which represent around 65 per cent of all hospital bed days in England³⁵⁵; there is a need to reduce unnecessary admissions, where possible. This is not only because of the high and rising costs associated with these, but because of the pressure and disruption that emergency admissions to hospital put on the elective health care system for example: increased waiting lists and cancellations. An emergency admission to hospital can also be a disruptive and unsettling experience for patients, particularly the frail and elderly, which exposes them to new clinical and psychological risks³⁵⁶. The recent joint statement from the Royal College of Physicians, NHS Confederation, Society for Acute Medicine and College of Emergency Medicine highlighted that a lack of comprehensive, effective alternatives to hospital admission across all seven days of the week compounds the problem of increasing demand on the urgent and emergency care system³⁵⁷.

Evidence highlights that the majority of adult patients who are admitted to hospital with an acute illness seek professional help from primary care in the first instance. Those who attend an A&E department generally perceive their problem as more urgent or severe, or have an ambulance called on their behalf³⁵⁸. For children, there is a continuing increase in very short-term admissions for those with common infections: 28 per cent over the last decade³⁵⁹. Research suggests that this may be due to a systematic failure of both primary care and hospital care (by A&E departments and paediatricians) in the assessment of children with acute conditions that could be managed in the community. It has been suggested that this can be attributed to the change in the GP contract and providing out-of-hours care and the

³⁵² Khangura JK et al (2012) Primary care professionals providing non-urgent care in hospital emergency departments; Cochrane Database of Systematic Reviews 2012, Issue 11

³⁵³ Carson D et al (2010). Primary Care and Emergency Departments: Report from the Primary Care Foundation

³⁵⁴ Boeke, AJP et al (2010) Effectiveness of GPs in accident and emergency departments; British Journal of General Practice; 60(579): pp378–384

³⁵⁵ Purdy, S (2010) Avoiding hospital admissions; King's Fund

³⁵⁶ Imison, C et al (2012) Older people and emergency bed use: exploring variation; The King's Fund

³⁵⁷ Royal College of Physicians, NHS Confederation, Society for Acute Medicine and College of Emergency Admissions (2013) Urgent and emergency Care: A prescription for the future

³⁵⁸ Bengner, J. & Jones, V. (2008) Why are we here? A study of patient actions prior to emergency hospital admission; Emergency Medicine Journal 2008;25:424–427

³⁵⁹ Powell, C. (2013) Do we need to change the way we deliver unscheduled care?; Archives of Disease in Childhood; 2013;98:5:319-320

introduction of the four-hour standard in A&E departments³⁶⁰. Further research suggests that general practice along with paediatric and child health services now have the opportunity to rise to this challenge and improve outcomes for children across the urgent and emergency care pathway³⁶¹.

There is variation across the country in the proportion of emergency admissions to hospital, with people from lower socio-economic groups being more at risk of emergency admission to hospital. Additionally, those who live in urban areas have higher rates of emergency hospital admission than those in rural areas³⁶². What is uncertain about this difference is whether it is due to better management of patients in the community in rural areas, demographic factors or because patients who live further from secondary care have more difficulty accessing services.

There are a number of factors that contribute to the rising number of emergency admissions to England's hospitals. A growing frail and elderly population means that many more people are living with a long-term condition without sufficient and systematic support to self-manage, many of whom are vulnerable to exacerbations resulting in an emergency admission to hospital³⁶³. The Department of Health estimates there to be around 15 million people in England with at least one long-term condition and this is set to rise by a further 23 per cent over the next 25 years^{364,365}. An estimated two-thirds of older people currently live with more than one long-term condition³⁶⁶. This cohort is the biggest user of the NHS accounting for 50 per cent of all GP appointments and 70 per cent of all hospital admissions equating to about 70 per cent of the total spend³⁶⁷.

Fifty per cent of emergency admissions to hospital are for stays of one day or less and these short-stay admissions account for most of the total increase³⁶⁸. Introduction of the four hour standard for discharge from A&E departments, increased use of clinical protocols and standards set by commissioners have helped improve patient outcomes but may have contributed to the increase in short-stay emergency admissions to hospital. It has been suggested that some trusts will admit patients when they are close to breaching the four hour standard in A&E departments, resulting in an emergency admission lasting only a few hours^{369,370}. The four hour standard for A&E waiting time from arrival to admission, transfer or discharge, has put a focus on emergency medical admissions and research suggests that bed occupancy levels influence the ability of A&E departments and assessment units to send patients to specialist wards in a timely manner^{371,372}. There is also concern that, if a bed in the

³⁶⁰ Gill, P. et al (2013) Increase in emergency admissions to hospital for children aged under 15 in England, 1999-2010: national database analysis; *Archives of Disease in Childhood*; 2013;98:328-334

³⁶¹ Powell, C. (2013) Do we need to change the way we deliver unscheduled care?; *Archives of Disease in Childhood*; 2013;98:5:319-320

³⁶² Bengner, J. & Jones, V. (2008) Why are we here? A study of patient actions prior to emergency hospital admission; *Emergency Medicine Journal* 2008;25:424-427

³⁶³ The King's Fund (2011) The evolving role and nature of general practice in England

³⁶⁴ Department of Health (2013) Long Term Conditions; Department of Health

³⁶⁵ Jacobs, S () Expert Patients Programme: A community interest company; NHS Trusts Association

³⁶⁶ Newbould et al (2012) Experiences of care planning in England: interviews with patients with long term conditions; *BMC Family Practice* 2012, 13:71

³⁶⁷ Department of Health (2011) Millions of patients set to benefit from a modern NHS; Department of Health press release

³⁶⁸ The King's Fund (2011) Emergency bed use: what the numbers tell us; King's Fund

³⁶⁹ Information Centre for Health and Social Care (2009) Further Analysis of the Published 2007-08 A&E HES Data (Experimental Statistics)

³⁷⁰ Blunt, I et al (2010) Trends in Emergency Admissions (2004-2009) is greater efficiency breeding inefficiency?; Nuffield Trust

³⁷¹ Allder, S. et al (2010) Managing capacity and demand across the patient journey; *Clinical Medicine*; 10;1:13-15

³⁷² RCS (2013) Health Select Committee Inquiry: emergency services and emergency care inquiry. Written evidence from the Royal College of Surgeons - <http://www.publications.parliament.uk/pa/cm201314/cmselect/cmhealth/171/171vw09.htm>

appropriate specialty is not immediately available, pressure on A&E departments to admit can sometimes lead to the patient being placed in an inappropriate ward, resulting in sub-optimal patient care³⁷³.

Although there was a demonstrable acceleration in the rise of short-stay admissions after the four hour standard was introduced, it is important to stress that much of the increase has also been attributed to more effective treatment and discharge³⁷⁴. Many UK hospitals have introduced an acute medical admissions unit to facilitate an efficient emergency admission process and evidence demonstrates improved outcomes for patients such as reductions in waiting time in an A&E department, length of hospital stay and mortality^{375,376,377}.

Short stay admissions are also likely to have increased in response to the rise in paediatric A&E attendances. Illnesses in very young children are often difficult to diagnose, their condition is more likely to deteriorate rapidly and consequently healthcare professionals are more cautious when making a diagnosis and deciding on a disposition³⁷⁸. For this reason many children are admitted for a period of less than 24 hours, with the vast majority being discharged following a period of observation.

An association between the introduction of payment by results (PbR) in acute medicine and an increase in short-stay admissions was found by the Nuffield Trust in their study of trends in emergency admissions to hospital between 2004 and 2009. The change from block contracts to PbR (Payment by Results) in acute medicine may have given hospitals a financial incentive to admit more patients^{379,380}. However the introduction of a 30 per cent tariff on admission activity in excess of 2008/09 levels, removed this incentive, but has not prevented emergency admissions to hospital increasing by about three per cent per year³⁸¹. For the majority of trusts, the cost of providing A&E services exceeds the income received from commissioners, which suggests other factors are driving the increase³⁸².

Other factors associated with the rise in short-stay admissions are thought to be an increased use of clinical protocols and lowering of clinical thresholds, leading to the admittance of less severe cases^{383,384,385}. The NHS has traditionally taken a risk averse approach to hospital admission as it is clinically appropriate to assume seriousness if there is any doubt over the

³⁷³ RCS (2013) Health Select Committee Inquiry: emergency services and emergency care inquiry. Written evidence from the Royal College of Surgeons - <http://www.publications.parliament.uk/pa/cm201314/cmselect/cmhealth/171/171vw09.htm>

³⁷⁴ Blunt, I et al (2010) Trends in Emergency Admissions (2004-2009) is greater efficiency breeding inefficiency?; Nuffield Trust

³⁷⁵ Maloney D. et al (2005) Impact of an acute medical admission unit on length of hospital stay, and emergency department 'wait times'; *Quarterly Journal of Medicine* 2005; 98:283–289

³⁷⁶ Scott, I et al (2009) Effectiveness of acute medical units in hospitals: a systematic review; *International Journal for Quality in Health Care* 2009; 21,6:397–407

³⁷⁷ NHS England (2013) NHS Services, Seven Days a Week: evidence base for the development of the clinical standards

³⁷⁸ Right care, right place, first time?; a joint statement by the Royal College of General Practitioners, Royal College of Nursing, Royal College of Paediatrics and Child Health and the College of Emergency Medicine on the urgent and emergency care of children and young people

³⁷⁹ Blunt, I et al (2010) Trends in Emergency Admissions (2004-2009) is greater efficiency breeding inefficiency?; Nuffield Trust

³⁸⁰ Jones R (2009) Trends in emergency admissions; *British Journal of healthcare Management*, 15(4): 188-196

³⁸¹ Foundation Trust Network (October 2012) Briefing on Driving Improvement in A&E Services

³⁸² Foundation Trust Network (October 2012) Briefing on Driving Improvement in A&E Services

³⁸³ Silby, E et al (2007) Short stay emergency admissions to a West Midlands NHS Trust: a longitudinal descriptive study, 2002–2005; *Journal of Emergency Medicine* 2007;24:553-557

³⁸⁴ H Snooks and J Nicholl (2007) Sorting patients: the weakest link in the emergency care system; *Emergency Medicine Journal*, 2007 February; 24(2): 74

³⁸⁵ Bardsley M, Blunt I, Davies S, et al. (2013) Is secondary preventive care improving? Observational study of 10-year trends in emergency admissions for conditions amenable to ambulatory care; *BMJ Open* 2013;3

diagnosis; but there is a suggestion that an increased threat of litigation in recent years may have led to more defensive medicine, resulting in a lower admission threshold, although there is no robust evidence to support this assertion^{386,387}.

Evidence suggests that there is a correlation between clinician experience and the likelihood that they will admit inappropriately. Senior clinician availability to review emergency patients has been shown to decrease emergency admissions to hospital by 12 per cent and, in particular, acute medical admissions by 21 per cent³⁸⁸. However wide variations have been found in admission rates between GPs working in out-of-hours services, and there is a suggestion that those with less experience of emergency medicine, may be more likely to assume seriousness and admit patients unnecessarily³⁸⁹.

Good management of the transition to community or primary care after discharge is a significant factor in preventing hospital re-admissions³⁹⁰. However there is concern that increased emergency admissions to hospital and an overall reduction in bed numbers has put pressure on hospitals to discharge patients rapidly and without adequate assessment, sufficient provision of aftercare or appropriate transfer to community services^{391,392}. This has led to an increase in re-admissions which puts further pressure on the system and costs the NHS £1.8bn per year³⁹³. The number of episodes where patients are discharged by a hospital but readmitted within 30 days rose 51 per cent between 2003/04 and 2010/11 to 650,000, making up approximately 23 per cent of the total³⁹⁴.

Key message

Growth in the number of emergency admissions to hospital has been associated with a large rise in short or zero stay admissions. The reasons for this are multifactorial but some studies have attributed it to a lack of early senior review, risk averse triage and A&E departments trying to avoid breaching the four hour standard.

10.2. Outcomes for emergency admissions to hospital

Recommendations from clinical evidence over a number of years have been resoundingly clear: early and consistent input by consultants improves patient outcomes. Early consultant involvement in the management of patients admitted as an emergency is one of the most important factors in patient care³⁹⁵ but too often working patterns are not set up to support this. Delays to both consultant reviews and a lack of senior involvement in patient care have been linked to poor outcomes, including mortality^{396, 397, 398, 399, 400, 401, 402, 403, 404, 405}.

³⁸⁶ H Snooks and J Nicholl (2007) Sorting patients: the weakest link in the emergency care system; *Emergency Medicine Journal*, 2007 February; 24(2): 74

³⁸⁷ Blunt, I et al (2010) Trends in Emergency Admissions (2004-2009) is greater efficiency breeding inefficiency?; Nuffield Trust

³⁸⁸ Purdy, S (2010) Avoiding hospital Admissions: What does the research evidence say?; Kings Fund

³⁸⁹ Purdy, S (2010) Avoiding hospital Admissions: What does the research evidence say?; Kings Fund

³⁹⁰ SG2 Healthcare Intelligence (2011) Sg2 Service Kit: Reducing 30-day Hospital Readmissions

³⁹¹ Dixon, P et al (2012) National Audit of Seizure Management in Hospitals: St. Elsewhere's Clinical Report, University of Liverpool

³⁹² Dr Foster Intelligence (2012) Fit for the future? Doctor Foster Hospital Guide 2011

³⁹³ Dr Foster Intelligence (2012) Fit for the future? Doctor Foster Hospital Guide 2012

³⁹⁴ Department of Health (2013) New data on emergency readmissions

³⁹⁵ National Confidential Enquiry into Patient Outcome and Death. (2007). Emergency admissions: A step in the right direction, NCEPOD

³⁹⁶ Nafsi et al. (2007). Audit of deaths less than a week after admission through an emergency department: how accurate was the ED diagnosis and were any deaths preventable? *Emergency Medicine Journal*. 24: 691 - 695

³⁹⁷ NCEPOD. (2009). Caring to the end? Review of patients who died within 4 days of hospital admission. NCEPOD

³⁹⁸ NCEPOD (2007). Op. cit

To provide consistent high quality hospital care, the NHS needs to ensure that the right consultants and teams are available seven days a week⁴⁰⁶, and for some groups of patients, 24 hours a day. The Academy of Medical Royal Colleges recently published a report on the benefits of consultant delivered care across all services⁴⁰⁷. These can be summarised as improved outcomes; efficient and effective use of resources; meeting patient expectations, improved patient experience and enhanced junior doctor training.

Consultants are the most skilled and experienced doctors. They are therefore able to make rapid and appropriate decisions to ensure patients receive the correct diagnostics and that they enter on the right pathway of care at an early stage. This leads to better patient outcomes including mortality. This is echoed in findings from numerous National Confidential Enquiry into Patient Outcome and Death (NCEPOD) reports published in the last twenty years linking improved outcomes with senior assessment and ongoing management of acutely ill patients^{408,409,410}, as well as recommendations from the Royal College of Physicians and Society of Acute Medicine⁴¹¹. There is also mounting evidence demonstrating a variation in outcomes for patients depending on the time of day or day of the week that they are admitted to hospital as an emergency^{412, 413, 414, 415, 416, 417, 418}.

The 2011 Hospital Guide published by Dr Foster demonstrated the impact of senior staffing levels on mortality. Across England senior staffing levels were mapped at a trust level and compared to data on the number of beds and weekend mortality analysis. Findings showed that more senior staffing at the weekend is associated with a lower weekend mortality rate. This is demonstrated in figure 15. Data also shows that around 4,400 lives in England could be

³⁹⁹ NCEPOD (2007). Op. cit

⁴⁰⁰ Nafsi et al. (2007). Audit of deaths less than a week after admission through an emergency department: how accurate was the ED diagnosis and were any deaths preventable? *Emergency Medicine Journal*. 24: 691 - 695

⁴⁰¹ NCEPOD. (2009). Op. cit.

⁴⁰² NCEPOD (2007). Op. cit

⁴⁰³ Hillier, J. (2009) Trainee reporting of computed tomography examinations: do they make mistakes and does it matter? *Clinical Radiology* Volume 59. 2: 159-162

⁴⁰⁴ Briggs, R.H. et al. (2010) Provisional reporting of polytrauma CT by on-call radiology registrars. Is it Safe? *Clinical Radiology*, 65(8): 616-622

⁴⁰⁵ Bates, J. (2003). Extending the provision of ultrasound services in the UK. British Medical Ultrasound Society. Also available at: <http://www.bmus.org/policies-guides/pg-protocol01.asp>

⁴⁰⁶ Royal College of Physicians, NHS Confederation, Society for Acute Medicine and College of Emergency Admissions (2013) Urgent and emergency Care: A prescription for the future

⁴⁰⁷ Academy of Royal Colleges (2012) The Benefits of Consultant-delivered Care

⁴⁰⁸ National Confidential Enquiry into Patient Outcome and Death (2007) Emergency admissions: A step in the right direction

⁴⁰⁹ National Confidential Enquiry into Patient Outcome and Death (2010) An age old problem? Elective and emergency surgery in the elderly

⁴¹⁰ National Confidential Enquiry into Patient Outcome and Death (2009). Caring to the end? Review of patients who died within 4 days of hospital admission

⁴¹¹ Royal College of Physicians, London (2012) Acute Care Toolkit 4 - Delivering a 12 hour 7 day consultant led service on the Acute Medical Unit

⁴¹² Aylin, P. et al (2010). Weekend mortality for emergency admissions. A large multicentre study, *Quality and Safety in Health Care*, 19: 213-217

⁴¹³ Bell, M. D., Redelmeier, D. A. (2001). Mortality among patients admitted to hospitals on weekends compared with weekdays *The New England Journal of Medicine* 345: 9

⁴¹⁴ Barba, R., Losa, J. E., Velasco, M., Guijarro, C., Garcia de Casasola, G. & Zapatero, A. (2006). Mortality among adult patients admitted to the hospital on weekends *The European Journal of Internal Medicine* 17: 322-324

⁴¹⁵ Schmulewitz, L., Proudfoot, A. & Bell, D. (2005). The impact of weekends on outcome for emergency patients. *Clinical Medicine*, 5: 621-5

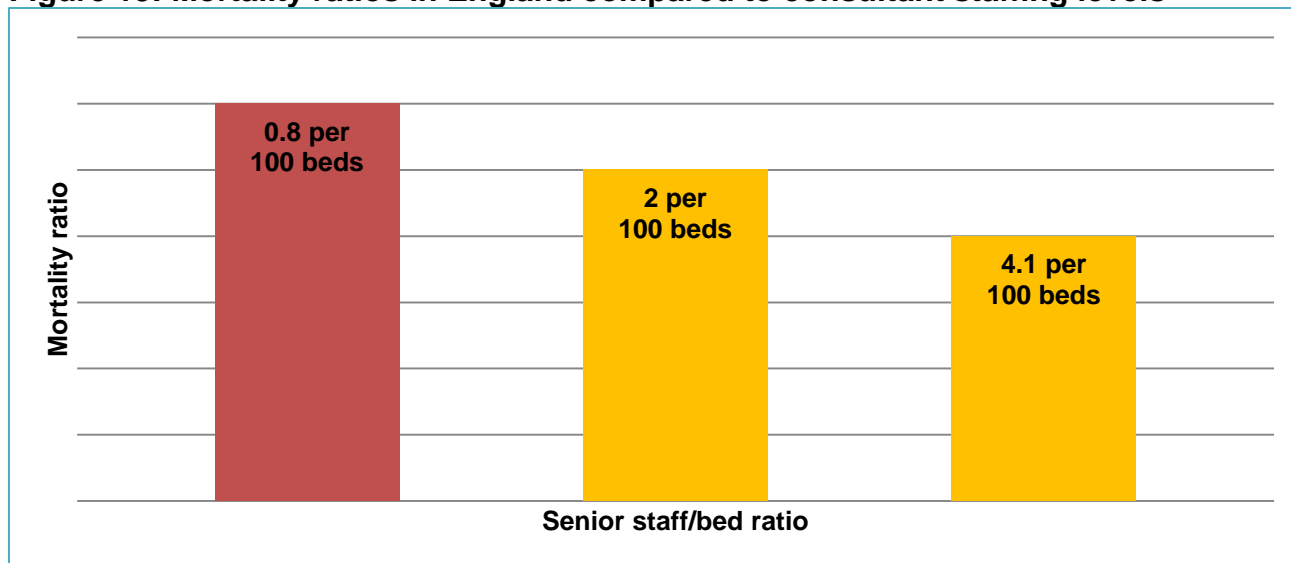
⁴¹⁶ National Confidential Enquiry into Patient Outcome and Death. (2007). Emergency admissions: A step in the right direction

⁴¹⁷ Ricciardi, P. (2011) Mortality rate after non-elective hospital admission. *Archives of Surgery*; 146(5): 545-551

⁴¹⁸ National Confidential Enquiry into Patient Outcome and Death (2010) An age old problem? Elective and emergency surgery in the elderly

saved every year if the mortality rate for patients admitted at the weekend was the same as for those admitted on a weekday.

Figure 15: Mortality ratios in England compared to consultant staffing levels



Source: Dr Foster Hospital Guide 2011

This variation in staffing is seen right across services in England. In the capital, improvements in heart attack, major arterial surgery, major trauma and stroke services have been made by providing consistent, consultant-delivered care, seven days a week and patient outcomes have improved. For example, since operating a consultant-delivered service seven days a week London's heart attack centres now observe no difference in mortality rates between the week and at the weekend – demonstrating that where systems are in place to respond seven days a week, there is a direct effect on mortality rates. The potential impact on patient outcomes of developing and delivering consultant-delivered care, consistently across seven days a week across all emergency care in England, is significant.

For highly specialised services, there is a clear relationship between the volume of activity experienced in a service and clinical outcomes. A recent study of stroke centres in England treating subarachnoid haemorrhage (a severe form of stroke) found that mortality rates at specialist stroke centres were linked to case volumes, with each 100-patient increase in annual volume associated with a 24 per cent relative reduction in mortality⁴¹⁹. It has also been found that patients undergoing treatment for vascular diseases may suffer unnecessary strokes or amputations unless the hospital treating them has access to the full range of vascular services⁴²⁰. For this reason smaller vascular units and hospitals, without immediate access to vascular surgeons, should develop pathways to ensure that relevant patients are referred to a specialist centre.

As clinical leaders, consultants are also best placed to ensure the most efficient and effective use of resources. Consultants' greater knowledge and experience and therefore rapid diagnosis leads to the most appropriate investigations and interventions first time. Their direct involvement in patient care consequently leads to a reduction in unnecessary admissions to

⁴¹⁹ McNeill, L et al (2013) Effects of Institutional Caseload of Subarachnoid Hemorrhage on Mortality : A Secondary Analysis of Administrative Data; Journal of the American Heart Association

⁴²⁰ The Vascular Society of Great Britain and Northern Ireland (2012) The Provision of Services for Patients with Vascular Disease 2012

hospital, lengths of stay and re-admission rates. This is of particular importance at present as the increasing number of patients with multiple medical conditions increase the difficulty of making generic treatment algorithms work.

Contributors to the Academy of Medical Royal Colleges' report were also clear that greater consultant presence would not only improve patient care and experience but also improve the opportunities for learning and the quality of training for doctors, thereby improving safety now and creating a sustainable workforce for the future⁴²¹.

The implementation of the European Working Time Directive (EWTD) has resulted in shorter sessions of work for doctors in training with complex rotas and more frequent handovers. The Collins and Temple Reports both found that training grade doctors were often poorly supervised and sometimes expected to act beyond their competence^{422,423}.

Key messages

Reduced service provision, including fewer consultants working at weekends (in emergency medicine and acute in-patient specialties), is associated with England's higher weekend mortality rate. Consistent services across all seven days of the week are required to provide high quality and safe care.

There are clear recommendations from the Temple Report that training needs to take place in a consultant-delivered service yet this is not practised across the majority of hospital services.

10.3. Patient flow within the hospital

Managing capacity within a hospital helps to ensure resources are targeted so that patients get the right care, in the right place in a timely manner. Poor management of hospital resources can lead to delayed discharge of patients from a hospital ward, which restricts the availability of beds for newly admitted patients⁴²⁴. The King's Fund estimates that using hospital beds more efficiently could also save the NHS at least £1 billion a year⁴²⁵. Blockages to patient flow within hospitals can occur when hospitals are unable to match capacity to demand. Few discharges take place over weekends^{426,427,428}. This can cause problems with bed availability, particularly on Mondays when, in most hospitals, the highest levels of both emergency and planned admissions are experienced⁴²⁹.

There is also a mismatch of demand and available capacity at particular points in the day. Peak arrival times for hospital admissions may be in the morning, but the discharge peak usually occurs in the late afternoon, meaning that capacity is often not available at the time it is

⁴²¹ Academy of Royal Colleges (2012) The Benefits of Consultant-delivered Care

⁴²² Canter, R. (2010) Impact of reduced working time on surgical training in the United Kingdom and Ireland. The Surgeon. Article in Press.

⁴²³ Temple (2010) Time for training? A Review of the impact of the European Working Time Directive on the quality of training

⁴²⁴ The Health Foundation (2013) Unblocking a hospital in gridlock: South Warwickshire NHS Trust's experience of the Flow Cost Quality improvement programme

⁴²⁵ Poteliakhoff, E and Thompson, J (2011) Data Briefing: Emergency Bed Use – what the numbers tell us; The King's Fund

⁴²⁶ NHS Institute for Innovation and Improvement (2008) Discharge Planning; NHS Institute for Innovation and Improvement – Quality and Service Improvement Tools

⁴²⁷ Allder, S et al (2010) Managing capacity and demand across the patient journey; Clinical Medicine - Journal of the Royal College of Physicians; 10(1), 13-15

⁴²⁸ Morris, J et al (2012) Registered nurses' perceptions of the discharge planning process for adult patients in an acute hospital; Journal of Nursing Education and Practice, 2(1)

⁴²⁹ Allder, S et al (2010) Managing capacity and demand across the patient journey; Clinical Medicine - Journal of the Royal College of Physicians; 10(1), 13-15

most needed⁴³⁰. It is also possible for hospitals to re-schedule elective activity during periods when demand for emergency care is lower, thereby releasing capacity to deal with peak emergency demand⁴³¹. However a causal analysis of winter pressures experienced by hospitals in the West Midlands⁴³² found that the 18-week Referral to Treatment timescale for elective treatment deterred hospitals from rescheduling elective activity.

Where patient flow is poor, evidence suggests it is possible to improve processes within the hospital, leading to significant cost savings and better patient outcomes. Through a systematic analysis of every step in the emergency care pathway, improving the quality of processes and removing unnecessary tasks, Sheffield University Teaching Hospital Trust managed to reduce bed occupancy in the frailty unit from 312 to 346, reduce mortality rates by 11 per cent and achieving an estimated saving of £3.2 million⁴³³.

Key message

Good patient flow through the hospital system can reduce costs and significantly improve patient outcomes; however patient flow is often impeded by inefficient hospital systems.

In response to further evidence submitted during the engagement period, more information has been included in section 10.1 to highlight concerns around the lack of alternatives to hospital admission available at the weekend. Information on the four hour standard has been moved from section 8.3.2 as it relates to emergency admissions. In response to additional evidence submitted during the engagement period, more information has been included in relation to paediatric short-stay admissions.

In section 10.2, further evidence received during engagement has been included to illustrate the benefits of consolidation of specialist services.

Also, an additional section discussing issues relating to patient flow through the hospital system has been included.

11. Urgent and emergency care workforce

The urgent and emergency care workforce faces mounting pressures across all specialties. General practice is the largest medical specialty group and GPs see more patients everyday than any other part of the NHS. There has been both a significant growth in the size of the NHS medical workforce and its shift from general practice towards secondary care. The number of GPs has grown by 29 per cent between 1995 and 2011 which was in line with total growth in NHS staff over the same time period. This is in contrast to the total number of consultants in other medical specialties, which doubled over that period.

11.1. General Practice Workforce

To address rising demand and increased complexity in primary care, there has been steady growth in the number of GPs employed in England⁴³⁴. In 2011 there were 67.8 GPs per

⁴³⁰ Allder, S et al (2010) Managing capacity and demand across the patient journey; Clinical Medicine - Journal of the Royal College of Physicians; 10(1), 13-15

⁴³¹ Proudlove, N C et al (2003) Can good bed management solve the overcrowding in accident and emergency departments?; Emergency Medicine Journal; 20:149-155

⁴³² NHS West Midlands (2009) Retrospective Analysis of Urgent Care Capacity Problems in Winter 2008/09: Final Report

⁴³³ The Health Foundation (2013) Improving Patient Flow: How two trusts focussed on flow to improve the quality of care and use available capacity effectively

⁴³⁴ Royal College of General Practitioners (2013) The 2022 GP: compendium of evidence

100,000 population in England, compared to 58.1 in 2000, equating to a growth of approximately 18 per cent in the full-time equivalent GP workforce⁴³⁵. The Centre for Workforce Intelligence⁴³⁶ recommends that a shift towards general practice is necessary if the NHS is to meet future health needs effectively, as current growth is not strong enough to meet this. A recent study by the Royal College of General Practitioners reported that GP resources are already overstretched, making it difficult for services to deliver continuous care effectively. The study also reported that the situation is likely to be exacerbated by an increasing proportion of individuals, who choose to work part time, becoming GPs, and the anticipated retirement of 13 per cent of the GP workforce within the next two years⁴³⁷.

There is considerable uncertainty about the future GP workforce supply. General practice is becoming increasingly dependent on the recruitment of doctors from overseas (although to a lesser extent than other areas of healthcare), with approximately 77.6 per cent of practitioners having undertaken their training in the UK (down from 81.5 per cent in 2001)⁴³⁸. It is estimated that a 17 per cent increase in recruitment to GP specialty training is needed in primary care but recent trends indicate that only 20 per cent of doctors in training indicate primary care as their first choice⁴³⁹.

It is suggested that the national picture also masks local variation. Services in prosperous rural areas typically find it easier to recruit GPs than poorer urban areas, which has an impact on the distribution of healthcare (see section 7.1)⁴⁴⁰. Research indicates that less attractive locations, smaller practices and a higher workload generated by populations in lower socio-economic groups act as disincentives for GPs to work in such areas⁴⁴¹.

With regard to urgent and emergency care out-of-hours services, a recent study looking at the changing workforce patterns highlighted examples of workforce and skill mix change. A wide range of new roles were observed for nurses and allied health professionals. Although there were differences in how these were deployed in different cases. The majority of examples were of non-medical professionals substituting for GPs in telephone triage and assessment; out-of-hours home visiting; face-to-face consultations with patients in treatment centres; prescribing medicines and admitting patients directly to hospital in an emergency⁴⁴².

Key message

National workforce analysis highlights a growth in the GP workforce in England but there is unequal access to GPs between areas of high and low deprivation. Analysis highlights that the GP workforce is under significant pressure in some areas, with insufficient capacity to meet needs.

11.2. Workforce in A&E Departments

For A&E departments, whilst the demand for clinical involvement has increased, an insufficient number of doctors are choosing to specialise in emergency medicine because of concerns

⁴³⁵ Royal College of General Practitioners (2013) The 2022 GP: compendium of evidence

⁴³⁶ Centre for Workforce Intelligence (2012) Shape of the medical workforce: starting the debate on the future consultant workforce

⁴³⁷ Royal College of General Practitioners (2013) The 2022 GP: compendium of evidence

⁴³⁸ Centre for Workforce Intelligence (2013) GP in-depth review: Preliminary findings

⁴³⁹ Royal College of General Practitioners (2013) The 2022 GP: compendium of evidence

⁴⁴⁰ Centre for Workforce Intelligence (2013) GP in-depth review: Preliminary findings

⁴⁴¹ Sibbald, B. (2005) Putting General Practitioners where they are needed: an overview of strategies to correct maldistribution; National Primary Care Research and Development Centre, University of Manchester

⁴⁴² National Institute for Health Research Service Delivery and Organisation Programme (2010) The impact of changing workforce patterns in emergency and urgent out-of-hours care on patient experience, staff practice and health system performance

over the intensity and nature of the work, unsociable hours and working conditions. Many of these issues are thought to relate to staff shortages, which place greater pressures on doctors and make it a less attractive area of medicine⁴⁴³. In 2012, only 177 doctors applied for core training posts with a view to training in Emergency Medicine; of these 115 were offered a place but only 61 accepted, making it the second lowest acceptance rate of any specialty⁴⁴⁴. Recent drives to deliver consistent care seven days a week, together with a recognised need for consultant-delivered care mean that recruitment issues represent a serious threat to the sustainability of A&E services. In 2011 and 2012, less than 50 per cent of ST4 posts for the A&E specialty were successfully filled. This has raised serious concerns over the supply of future consultants and the ability of A&E services to maintain current standards of care, which require consultant presence for 16 hours, seven days a week⁴⁴⁵.

In parallel with emergency medicine, there are also concerns about recruitment to the specialty of acute medicine. This specialty is relatively new, has a relatively young workforce and the number of consultants specialising in this area has increased rapidly in recent years⁴⁴⁶. However there is a need to sustain this high rate of expansion to accommodate rising referrals to acute medical units, and to support extended day-working and consultant presence throughout all seven days of the week. Consultants in acute medicine already report working far more than their contracted hours⁴⁴⁷. This has raised concerns that the issues of unsociable hours and working conditions, affecting emergency medicine recruitment will impact upon future recruitment to acute medicine in a similar way.

In 2012 approximately 36 per cent of trusts already had vacancies for consultants and 19 per cent had vacancies for middle-grade doctors⁴⁴⁸. A more recent study⁴⁴⁹ of the breakdown of posts carried out by the College of Emergency Medicine shows a heavy reliance on locums to fill senior doctor positions across the UK (figure 16). This issue is thought to be particularly problematic in small or rural hospitals⁴⁵⁰.

⁴⁴³ General Medical Council (2013) Medical education's frontline: A review of training in seven emergency medicine departments

⁴⁴⁴ General Medical Council (2013) Medical education's frontline: A review of training in seven emergency medicine departments

⁴⁴⁵ NHS Employers - Medical Workforce Forum notes (August 2012)

⁴⁴⁶ Royal College of Physicians (2013) Census of consultant physicians in the UK 2011 Specialty report: acute medicine and general (internal) medicine

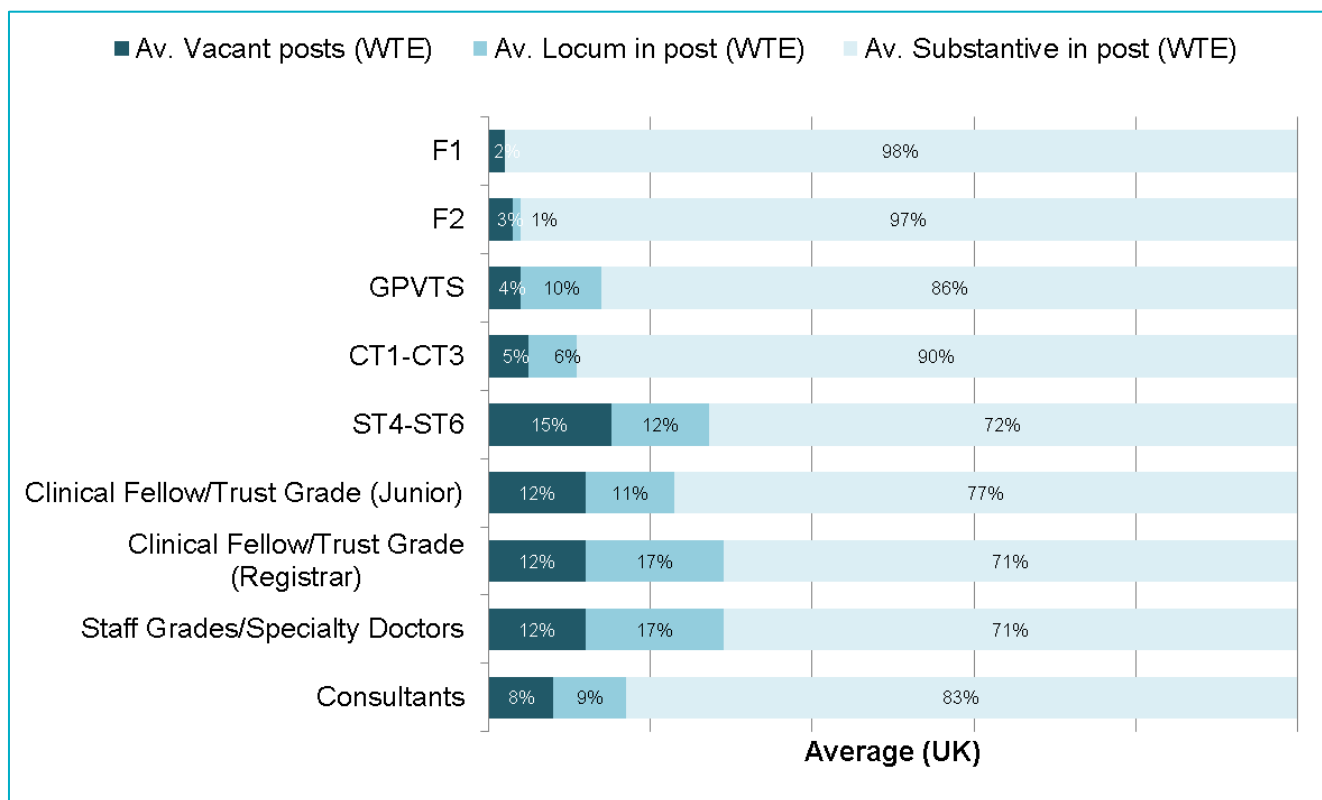
⁴⁴⁷ Royal College of Physicians (2013) Census of consultant physicians in the UK 2011 Specialty report: acute medicine and general (internal) medicine

⁴⁴⁸ HCL Workforce Solutions (2013) The Real Emergency in Emergency Departments: Is the chronic shortage of England's A&E doctors reaching crisis point?

⁴⁴⁹ College of Emergency Medicine (2013) The drive for quality; How to achieve safe, sustainable care in our Emergency Departments?

⁴⁵⁰ NHS Confederation (2013) Emergency care: an accident waiting to happen?; Briefing, September 2013

Figure 16: Average breakdown of substantive, locum and vacant positions 2011/12 (UK)



Source: College of Emergency Medicine

The average number of whole time equivalent (WTE) consultants per A&E department in 2011/12 was 7.4, compared to 3.8 in 2007/8. The average number of Higher Specialist Trainees (ST4-6) posts available has risen slightly in the same five year time period (2007-12), but the well-documented reduction in recruitment into ST4-6 posts has created significant vacancy or locum rates of 29 per cent for specialist trainees⁴⁵¹. It is therefore vital that a sustainable workforce fit for the future is developed⁴⁵².

The recruitment shortage is set to compound the effects of the European Working Time Directive (EWTD), which limited the number of hours trainee doctors are allowed to work; effectively restricting the ability of hospitals to provide appropriate middle-grade cover, especially during out of hours periods⁴⁵³. The inability of trusts to recruit doctors to substantive posts in A&E departments has already led to an increase in the use of locums to deliver services^{454,455}. Between 2008/09 and 2010/11 the average annual spend on medical locums in A&E departments rose by 30 per cent from £496,000 to £643,000. A recent report into the shortage of doctors specialising in emergency medicine found that expenditure on locum staff

⁴⁵¹ College of Emergency Medicine (2013) The drive for quality; How to achieve safe, sustainable care in our Emergency Departments?

⁴⁵² Royal College of Physicians, NHS Confederation, Society for Acute Medicine and College of Emergency Admissions (2013) Urgent and emergency Care: A prescription for the future

⁴⁵³ Royal College of Physicians: Implementation of the European Working Time Directive by August 2004 for specialist registrars in acute hospital medicine. Commentary, Jan/Feb 2003, supplement no. 1

⁴⁵⁴ Broad, M (2010) Spending on locums rockets due to EWTD; hospital doctor news 12th November 2010

⁴⁵⁵ Royal College of Surgeons of England Policy Unit (2010) Locum doctor costs in NHS Trusts in England: Results of a study from the Royal College of Surgeons of England

for A&E is putting increasing pressure on acute trust resources⁴⁵⁶. There is also concern that A&E departments, which regularly use locum doctors, may not be able to provide adequate support or supervision for doctors in training⁴⁵⁷.

Key message

The involvement of senior doctors 24 hours a day and consultant presence at times of peak activity seven days a week is required to ensure timely patient care and flow in an A&E department. Many A&E departments do not have the recommended number of emergency medicine consultants or middle grade doctors to support such a rota.

11.3. Developing the role of nurses

The scope of nursing practice is extending in many areas of healthcare, resulting in the development of a range of advanced nursing roles. Nurse practitioners usually take on many of the responsibilities traditionally fulfilled by doctors, such as admitting or discharging patients, making diagnoses and ordering necessary investigations.

Flexible use of the nursing workforce may prove a partial solution to shortages in other areas of the workforce. In A&E departments, when general nursing numbers on a shift are low, emergency nurse practitioners (ENPs) can undertake traditional nursing roles⁴⁵⁸. In recent years, emergency nurse practitioners have become integral to A&E departments but there is a lack of clarity around their responsibilities, and their roles vary considerably between services. The title appears to encompass a wide range of responsibilities and educational standards; meaning different things to different people and causing confusion amongst health professionals and the public⁴⁵⁹. In 2007 the Nursing and Midwifery Council recognised that there were nurses who hold job titles implying an advanced level of expertise, but who did not necessarily possess such knowledge or competence⁴⁶⁰.

In A&E departments, roles for advanced nurse practitioners exist to cover the full patient's dependency range, including majors and resuscitation⁴⁶¹. The role has been developed at some hospitals in England, in conjunction with local universities, to the point where almost half of all emergency attendances are seen, assessed and treated exclusively by advanced non-medical practitioners⁴⁶². Greater responsibility for decision-making has become a regular part of modern nursing. Survey data from 2005 showed that, in the United Kingdom, 64 per cent of senior nurses made medical diagnoses, 71 per cent ordered and interpreted diagnostic tests and 94 per cent made professionally autonomous decisions⁴⁶³. However the autonomy demonstrated by advanced nurse practitioners is not always accepted by other health care professionals. In 2006 the Royal College of Nursing found that 44 per cent of ANPs reported having an x-ray request refused, 22 per cent had other investigations refused and 44 per cent reported having had referrals refused on the grounds that they were nurses and not doctors⁴⁶⁴.

⁴⁵⁶ HCL workforce solutions (2013) The Real Emergency in Emergency Departments: Is the chronic shortage of England's A&E doctors reaching crisis point?

⁴⁵⁷ General Medical Council (2013) Medical education's frontline: A review of training in seven emergency medicine departments

⁴⁵⁸ London Health Programmes (2013) Quality and Safety Programme Emergency departments: case for change

⁴⁵⁹ Fisher, J (2006) Developing the A&E Nurse Practitioner Role; *emergency nurse*; 13(10): 26-31

⁴⁶⁰ Royal College of Nursing (2012) RCN Competences: advanced nurse practitioners

⁴⁶¹ London Health Programmes (2013) Quality and Safety Programme Emergency departments: case for change

⁴⁶² NHS Evidence, August 2010: Management Briefing: New roles in emergency care

⁴⁶³ Thompson, C et al (2009) Nurses' Decisions, Irreducible Uncertainty and Maximizing Nurses' Contribution to patient Safety; *Healthcare Quarterly*; 12: 178-185

⁴⁶⁴ Royal College of Nursing (2012) RCN Competences: advanced nurse practitioners

In recent years, some A&E departments have appointed consultant nurses, with the aim of creating career progression for nurses wishing to stay in clinical practice, instead of management. Nurse consultants provide clinical leadership and often work across organisational and professional boundaries⁴⁶⁵. There are approximately 40 nurse consultants working within emergency care settings in England.

Specialist nurses, dedicated to particular areas of healthcare, can provide support and education to patients with long-term health needs, improving patient outcomes and reducing readmission rates⁴⁶⁶. Evidence suggests that these roles are clinically and cost-effective and they are strongly supported by the Royal College of Nursing, but educational preparation and provision is inconsistent across the country⁴⁶⁷.

Key message

Nurses can be used in A&E departments to provide greater clinical leadership and address issues faced by other areas of the urgent and emergency care workforce. This can result in better patient outcomes at less cost. However there is a lack of clarity and consistency in the roles they perform.

11.4. Developing the workforce of ambulance services

Evidence suggests that ambulance services have significant potential to meet demand⁴⁶⁸. The role of ambulance staff has traditionally focussed on transporting patients as quickly as possible to A&E departments. Over time, however, the functions and capability of ambulance services has expanded so that they are now able to treat many patients at the scene, reducing the need to take people to hospital⁴⁶⁹. This has significant advantages, particularly for patients in rural areas, where treatment at the scene could prevent potentially lengthy journeys.

In response to this, ambulance services recognise the need to increase the number of paramedics available to them. It has been suggested that ambulance services require approximately 70 per cent of their staff to be trained paramedics to ensure that every patient can be guaranteed a high standard of emergency care. This will increase the proportion of patients treated at the scene, reducing the number transported to hospital.

Currently the proportion of paramedics compared with the rest of the ambulance workforce varies from 50 per cent in the East of England to 66 per cent in the West Midlands⁴⁷⁰. This highlights significant variation between services and there is concern that many ambulance services routinely send vehicles without paramedics on board.

Key message

Ambulance services have the potential to meet a higher proportion of urgent and emergency care demand and prevent onward transportation to hospital; however ambulance services do not have sufficient clinically-trained staff to achieve this.

⁴⁶⁵ College of Emergency Medicine (2011) The Emergency Medicine Operational Handbook (The Way Ahead)

⁴⁶⁶ Royal College of Nursing (2010) Specialist nurses: changing lives, saving money

⁴⁶⁷ Vidall, C (2011) [Clinical nurse specialists: essential resource for an effective NHS](#); British Journal of Nursing, 20(10): 23-27

⁴⁶⁸ The King's Fund (2013) Urgent and Emergency Care: a review of NHS South of England

⁴⁶⁹ Petter, J et al (2012) Raising educational standards for the paramedic profession; Journal of paramedic practice; 4(4); 241-242

⁴⁷⁰ Health Select Committee(2013) Second Report: Urgent and emergency services
www.publications.parliament.uk/pa/cm201314/cmselect/cmhealth/171/17110.htm#a31

Additional information has been included in section 11.1 in response to feedback and further evidence submitted during the engagement period, to highlight the need to expand the GP workforce and the recruitment issues faced by general practice.

Additional information has been included in section 11.2 to highlight the shortage of emergency medicine trainees and in response to feedback an additional discussion has been included to highlight potential recruitment issues facing the acute medicine specialty.

An additional section (11.3) has been included in response to comments received during engagement, to highlight the role of nurses and their potential to address workforce shortages.

Also, in response to further evidence submitted during the engagement period, section 11.4 has been added to highlight the potential for more trained ambulance staff to deliver more treatment at the scene, thereby reducing the conveyance rate to hospital.

12. Effective urgent and emergency care networks

Fragmented and diverse services present a confusing and complex picture to patients, who may find it extremely difficult to access care when they need it most. In addition, a lack of communication between these services may result in poor patient experience, duplication of effort (for example, history taking) and risk (for example, over-medication).

Linking services together into networks may result in an improved experience for patients, as well as a more efficient system overall. A review of urgent and emergency services by the Healthcare Commission found that the 33 per cent best performing areas worked together to provide care in an integrated way, as well as providing prompt access to services⁴⁷¹. Networks are also more likely to have linked reporting and patient information systems. This not only allows clinicians working in different locations to access detailed patient information, but also allows the collation of data for research purposes, driving improvement in treatment for the future⁴⁷².

In a joint statement, the Royal Colleges of Physicians, GPs and Nursing, the College of Emergency Medicine and the British Geriatrics Society stressed the need for integration of services across primary, secondary, health and social care to provide the best care for frail older people; in particular, for A&E departments to be aligned with geriatricians and other services. It also stressed the need for GPs to provide early and targeted interventions in the community for older people with long-term conditions. Such integration could reduce admission and re-admission rates and length of stay in hospitals⁴⁷³. However the development of urgent and emergency care networks represents a unique challenge in healthcare. Unlike clinical networks for specific patient groups, urgent and emergency care networks bring together several disparate organisations that treat a huge variety of patients and conditions.

The potential benefits of urgent and emergency care networks have been recognised for some time. In 2001 the Department of Health proposed that each provider of emergency care form part of an Emergency Care Network in order to share best practice and help co-ordinate the

⁴⁷¹ Healthcare Commission (2008) Not just a matter of time: review of urgent and emergency healthcare services in England

⁴⁷² Shobha N, Fang J, and Hill MD (2012) 'Do lacunar strokes benefit from thrombolysis? Evidence from the Registry of the Canadian Stroke Network', International Journal of Stroke

⁴⁷³ Royal College of Physicians, College of Emergency Medicine, the British Geriatrics Society, the Royal College of General Practitioners and the Royal College of Nursing (2012) Joint statement on the emergency care of older people

different parts of the local emergency care system⁴⁷⁴. Urgent and emergency care networks now exist in many areas of England: in 2007, 96 out of the 152 PCTs (63 per cent) - reported some network involvement in urgent and emergency care. However there was considerable variation in the organisation, scope, function and maturity of the networks⁴⁷⁵. One third of networks identified themselves as informal, and most had a focus on implementing change across organisational boundaries. A recent study also found that attempts to develop a shared vision for urgent and emergency care have sometimes failed. In the case of North East England, the failure to deliver a shared vision was attributed to continual instability of commissioning organisations and community services⁴⁷⁶.

Key Message

A networked approach to urgent and emergency care provision is supported by healthcare professionals, but the complexity and fragmentation in the current system poses a significant challenge to integrating service integration.

Information sharing across the urgent and emergency care pathway is of paramount importance as better integration across information systems can improve the handover and referral processes for patients as they move between care providers⁴⁷⁷. However a 2011 study found that there was a lack of formal integration between providers of urgent and emergency care operating in the same area⁴⁷⁸. A 2010 study of eight out-of-hours urgent and emergency care providers also found that, in some organisations, access to patient records was difficult, and incompatible or unsophisticated IT systems created barriers for passing on patient information to other providers⁴⁷⁹. This meant there was a high probability that some services were not aware of a patient's previous attendance elsewhere, forcing patients to repeat their stories at several stages in the same pathway. This disorder within the system compounds the issues of increased cost, poor patient experience, delay and clinical risk caused by patient confusion.

Key messages

Urgent and emergency care networks can improve patient outcomes and experience; however there is variation in the organisation, scope and functionality of networks across the country.

There are wide variations in the way information is shared between providers of urgent and emergency care leading to potential duplication within the system causing delay and poor patient experience.

There is clearly room to increase and improve the number and consistency of emergency and urgent care networks in England, drawing on examples of good practice among other networks, including those from other areas of medicine.

Stroke networks, for example, link together ambulance services, hyper-acute stroke units, local stroke units and rehabilitation services. Ambulance crews take patients directly to the most

⁴⁷⁴ Department of Health (2001) Reforming emergency care

⁴⁷⁵ University of Sheffield (2009). Medical Care Research Programme - Final Interim Report of phase 2006-2010

⁴⁷⁶ Nisbet, A (2013) Review of Alternative Pathways to A+E For Urgent Care Conditions that do not Require Acute Hospital Care (final draft); Care by Design

⁴⁷⁷ National Ambulance Commissioners Group (2010) Achieving integrated unscheduled care

⁴⁷⁸ Primary Care Foundation (2011). Breaking the mould without breaking the system

⁴⁷⁹ Lattimer, V et al (2010) The impact of changing workforce patterns in emergency and urgent out-of-hours care on patient experience, staff practice and health system performance; Final report for the National Institute for Health Research Service Delivery and Organisation Programme.

appropriate location and patients are likely to receive the best treatment, such as thrombolysis, within the recommended time. Patients can then be sent to more local dedicated stroke units closer to home, ideally within three days⁴⁸⁰.

The trauma system in London also represents a well-developed network. It includes four trauma networks, each centred on a major acute hospital. These centres are supported by a number of trauma units located in A&E departments, where patients with less serious injuries are treated. Ambulance protocols developed alongside the system mean that trauma patients with severe injuries are taken directly to those centres that are best equipped to treat them. In the unusual event of such patients being taken to another A&E department, they are transferred directly. The development of specific trauma patient pathways has led to significant improvements in outcomes.

A whole-system approach to commissioning more accessible, integrated and consistent services is required to meet patients unscheduled care needs.

In response to feedback received and evidence published during the engagement period, section 12 has been expanded to highlight the complexity of urgent and emergency care networks and the difficulties that have been experienced previously when developing a shared vision.

⁴⁸⁰ Department of Health (2007) National Stroke Strategy

13. Conclusion

Urgent or unplanned care – when there is a need to access care quickly – leads to at least 100 million NHS calls or visits each year, which represents about one third of overall NHS activity and more than half the costs^{481,482}. Growing numbers of frail and elderly patients, increasing morbidities, more treatable illnesses and an increased public expectation of healthcare have all contributed to ever greater pressure on health and social care services^{483,484}. This has led to greater pressure on the urgent and emergency care system and indications that the current system of urgent and emergency care is unaffordable and unsustainable and consuming NHS resources at a greater rate every year^{485,486}. Further to this, the widespread fragmentation and varied nomenclature of the system is causing confusion amongst patients resulting in an inability to navigate the system effectively, duplication of efforts and patients' needs not being met in the right place, first time, by those with the right skills.

The evidence base for improving urgent and emergency care in England indicates that there is variation in access to primary care services across England leading to many patients accessing urgent and emergency care services for conditions that could be treated in primary care⁴⁸⁷. There is also variation in the management of patients with long-term conditions by primary care services.

Although telephone consultations are becoming increasingly popular and are less resource-heavy for general practice than face-to-face consultations, some patients lack confidence in telephone advice and are likely to pursue a second opinion inappropriately, leading to duplication of service provision, in some cases. Additionally, it is sometimes difficult to accurately triage patients over the phone and, without clinical input, call handlers may be likely to over-triage if they cannot rule out a serious condition.

Fragmentation and variation in urgent care services emphasise the problems of patient confusion and limited ability to navigate the current system. This leads to poor patient experience, duplication of efforts and resources and in some cases, patients defaulting to the familiarity of an A&E department, despite this not being the most appropriate service for their needs.

Calls to 999 emergency services are rising and, while ambulances are not always sent to callers, with some calls resolved with telephone advice alone, many are dispatched only to find an ambulance was not required. Some patients may be discharged at the scene following treatment; others are taken to non-emergency care facilities. The majority, however, are transported to A&E departments. While all emergency patients attending A&E departments

⁴⁸¹ NHS Alliance on behalf of NHS Clinical Commissioners and sponsored by NHSCB (Now NHS England) (2012) A practical way forward for clinical commissioners

⁴⁸² Primary Care Foundation (2011) Breaking the mould without breaking the system

⁴⁸³ Anandaciva, S (2012) Why do people end up at A&E?: a presentation given at the 'Leading the way: getting the most out of the reforms in urgent and emergency care' conference

⁴⁸⁴ Blunt, I et al (2010) Trends in Emergency Admissions (2004-2009) is greater efficiency breeding inefficiency?; Nuffield Trust

⁴⁸⁵ Blunt, I et al (2010) Trends in Emergency Admissions (2004-2009) is greater efficiency breeding inefficiency?; Nuffield Trust

⁴⁸⁶ Fernandes, A. (2011) Guidance for commissioning integrated urgent and emergency care: a whole system approach; Royal College of General Practitioners Centre for Commissioning

⁴⁸⁷ Booker et al (2013) Patients who call emergency ambulances for primary care problems: a qualitative study of the decision-making process; Emergency Medicine Journal

should be able to expect specialised care of the highest quality, these departments are under increasing pressure due to rising patient numbers.

Many patients presenting to A&E, or calling 999, do not need the specialised care offered at by these services, and would be better served elsewhere. They may be unaware of the options such as the NHS 111 services, which gives access to real time information about clinical services in order to locate an available service with the right skills. Additionally, feeling unwell and vulnerable, patients may go for the option they most closely identify with being able to provide care in a crisis, 24 hours a day. Whatever the reason, the current system is failing either to signpost patients to the appropriate level of care effectively, and, or in some cases to provide an obvious and easily-accessible alternative to A&E departments.

The public expect that the NHS will provide them with a consistently safe and high quality service; this expectation should underpin the way that all services are commissioned and delivered. Whilst the NHS provides a high quality service for many patients admitted as an emergency, significant variations exist in patient outcomes and service arrangements, both between hospitals and also within hospitals depending on whether the patient is admitted on a weekday or weekend^{488, 489, 490, 491, 492, 493, 494}. This variation is also true of access to high quality back up services and specialised services.

With rising demand and greater costs, the urgent and emergency care system is consuming resources at a greater rate each year. Fragmented and diverse services present a confusing and complex picture to patients, who may find it extremely difficult to access care when they need it most. There is a clear need to adopt a whole-system approach to commissioning more accessible, integrated and consistent urgent and emergency care services to meet patients unscheduled care needs.

⁴⁸⁸ Aylin. P. et al (2010). Weekend mortality for emergency admissions. A large multicentre study, *Quality and Safety in Health Care*, 19: 213-217

⁴⁸⁹ Bell, M. D., Redelmeier, D. A. (2001) Mortality among patients admitted to hospitals on weekends compared with weekdays *The New England Journal of Medicine* 345: 9

⁴⁹⁰ Barba, R., Losa, J. E., Velasco, M., Guijarro, C., Garcia de Casasola, G. & Zapatero, A. (2006) Mortality among adult patients admitted to the hospital on weekends; *The European Journal of Internal Medicine*; 17: 322-324

⁴⁹¹ Schmulewitz, L., Proudfoot, A. & Bell, D. (2005). The impact of weekends on outcome for emergency patients. *Clinical Medicine*, 5: 621-5

⁴⁹² National Confidential Enquiry into Patient Outcome and Death (2007). Emergency admissions: A step in the right direction

⁴⁹³ Ricciardi, P. (2011) Mortality rate after non-elective hospital admission; *Archives of Surgery*; 146(5): 545-551

⁴⁹⁴ National Confidential Enquiry into Patient Outcome and Death (2010) An age old problem? Elective and emergency surgery in the elderly

Glossary

Academy of Medical Royal Colleges: The Academy's role is to promote, facilitate and where appropriate co-ordinate the work of the Medical Royal Colleges and their Faculties for the benefit of patients and healthcare. The Academy comprises the Presidents of the Medical Royal Colleges and Faculties who meet regularly to agree direction.

Acute medicine: That part of general (internal) medicine concerned with the immediate and early specialist management of adult patients suffering from a wide range of medical conditions who present to, or from within, hospitals, requiring urgent or emergency care.

Acute trust: NHS acute trusts manage hospitals. Some are regional or national centres for specialist care; others are attached to universities and help to train health professionals. Some acute trusts also provide community services.

Algorithms: A step by step process for calculations used for data processing.

Ambulatory care-sensitive conditions (ACSCs): Conditions for which effective management and treatment should limit emergency admissions to hospital.

Arterial surgery: Surgery of the blood vessels which carry blood away from the heart.

Asthma: A common chronic inflammatory disease of the airways characterised by variable recurring symptoms, such as reversible airflow obstruction.

Blood bank: A cache or bank of blood or blood components, gathered as a result of blood donation, stored and preserved for later use in blood transfusion.

Cardiology: The medical specialty dealing with disorders of the heart.

Care Quality Commission (CQC): This is an organisation funded by the Government to make sure that care provided by hospitals, dentists, ambulances, care homes and services in people's own homes and elsewhere meets national standards of quality and safety.

Chronic condition: A health condition or disease that is persistent or otherwise long-lasting in its effects.

College of Emergency Medicine: An independent membership organisation which supports and represents emergency physicians, engages in their development and works to raise standards of patient care.

Confidential Enquiry into Maternal and Child Health (CEMACH): This organisation aims to improve the health of mothers, babies and children by carrying out confidential enquiries on a nationwide basis and by widely disseminating the findings and recommendations.

Critical care: A branch of medicine concerned with life support for critically ill patients.

Department of Health: The government department responsible for public health issues and which exists to improve the health and wellbeing of people in England.

Diabetes: A group of metabolic diseases in which a person has high blood sugar.

Diagnosis: The identification of the nature and cause of anything.

Dr Foster: The leading innovator in benchmarking public services and communicating information about services to the public.

Elective care: Scheduled care which does not involve a medical emergency.

Emergency 999 service: The official emergency UK telephone number for the caller to contact emergency services and for emergency assistance.

Emergency admission: An admission that is unpredictable and at short notice because of clinical need.

Emergency department (ED): Also known as accident and emergency (A&E), or casualty department, is a medical facility specialising in acute care for patients who present without prior appointment, either by their own means or by ambulance.

Ethnic group: Socially defined category based on common culture or nationality.

European Working Time Directive (EWTD): A collection of regulations concerning hours of work, designed to protect the health and safety of workers.

Expert Patient Programme (EPP): A self-management programme for people and carers living with long-term health conditions.

Foundation Trust: Part of the NHS and has gained a degree of financial and managerial independence from the Department of Health and local NHS strategic health authorities.

Foundation Trust Network: A membership organisation for the NHS public provider trusts, who represent every variety of trust.

Four Hour Standard: The four hour waiting standard requires all A&E departments to see 95 per cent of attending patients within four hours of their arrival at A&E. No patient should spend longer than 4 hours between arriving at the A&E unit and admission, discharge or transfer, unless there are stated clinical reasons for keeping the patient in the unit.

Frontline staff: Staff who work directly with service users.

General practitioner (GP): A medical practitioner who treats acute and chronic illnesses and provides preventative care and health education to patients.

Health literacy: Method used to help people manage and prevent their own illness and injury better through self-care and self-management.

Home visits: Where a patient is visited by a GP in their home. This is usually because the patient is confined at home due to illness or disability, or it is deemed that urgent treatment will be delivered quicker by travelling to the patient.

Hyper-acute stroke unit (HASU): Specific units created to deliver care for patients presenting with new onset of stroke symptoms.

Hypertension: A chronic medical condition in which the blood pressure in the arteries is elevated. Also known as high blood pressure.

Information Centre for Health and Social Care (ICHSC): A data information and technology resource for the health and social care system.

Imaging: The process used to create images of the human body for clinical purposes seeking to reveal, diagnose, or examine disease.

Inpatient: A patient who is admitted to the hospital and stays overnight for an indeterminate time.

King's Fund: An independent charity working to improve health and healthcare in England, by helping to shape policy and practice through research and analysis.

Laboratory services: A facility that provides controlled conditions in which scientific research experiments and measurement may be performed.

London Trauma Office: An NHS department which oversees the management of the capital's trauma system ensuring the delivery of a world class system.

Major Trauma Networks: NHS networks established nationally to specifically manage serious injuries.

Minor injury units (MIU): NHS units established to specifically treat non-serious injuries.

Morbidity: Refers to the disease state of the patient, or the incidence of illness in the population.

Mortality rates: Refers to the incidence of deaths in a population.

National Audit Office: A government agency responsible for scrutinising public spending on behalf of Parliament.

National Confidential Enquiry into Patient Outcome and Death (NCEPOD): A national organisation whose purpose is to assist in maintaining and improving standards of medical and surgical care for the benefit of the public by reviewing the management of patients, by undertaking confidential surveys and research, and by maintaining and improving the quality of patient care and by publishing and generally making available the results of such activities.

Neurology: The medical specialty responsible dealing with disorders of the nervous system.

NHS 111: A three digit telephone service introduced to improve access to NHS urgent care services.

NHS Choices: Information from the National Health Service on conditions, treatments, local services and healthy living.

NHS Constitution: The constitution sets out rights for patients, public and staff, and outlines NHS commitments and responsibilities owed to one another to ensure that the NHS operates fairly and effectively.

NHS Direct: A website set up by the NHS to provide health advice and information to patients and the public.

NHS Employers Medical Workforce Forum: An organisation established to provide an authoritative voice of workforce leaders, experts in human resources, and negotiate fairly to get the best deal for patients.

NHS England: Established in April 2013, the main aim of NHS England is to improve the health outcomes for people in England.

NHS Improvement: This organisation is now closed. However, elements of its programmes of work have continued within NHS Improving Quality, which is hosted by NHS England.

Ophthalmology: Is the branch of medicine that deals with the anatomy, physiology and disease of the eye.

Orthopaedics: The branch of surgery concerned with the musculoskeletal system.

Outpatient: A patient who visits a hospital or associated facility for diagnosis or treatment who is not hospitalised for 24 hours or more.

Paediatrics: The branch of medicine that deals with the medical care of infants, children and adolescents.

Paediatrician: A medical practitioner who specialises in the medical care of infants, children and adolescents.

Patient Association: A national voluntary organisation run by an elected Council and independent of government and health service organisations.

Payment by results (PbR): A system developed by a government team responsible for the development and production of a national tariff and supporting guidance.

Pharmacist: Healthcare professionals who practice pharmacy, the field of health sciences focussing on the safe and effective medication use.

Physician: A professional who practices medicine.

Pre-hospital care: A term which covers a wide range of medical conditions, medical interventions, clinical providers and physical locations.

Primary care: The health care given by a health provider who typically acts as the principle point of consultation for patients within the healthcare system and coordinates other specialists that the patient may need.

Primary Care Foundation: Established in 2008 to support the development of best practice in primary and urgent care.

Public health: Helping people to stay healthy and protecting them from threats to their health.

Registrar: A new training grade used to train doctors up to the specialist level required to become a consultant.

Respiratory: The anatomical system that includes the lungs, airways and respiratory muscles.

Royal College of General Practitioners: A professional membership body for family doctors in the UK and overseas.

Royal College of Physicians (RCP): An independent membership organisation which supports and represents physicians and engages in physician development and raising standards in patient care.

Royal College of Surgeons (RCS): An independent membership organisation which provides support and training to enable surgeons to achieve and maintain the highest standards of patient care.

Secondary care: Healthcare services provided by medical specialists and other healthcare professionals who generally do not have first contact with patients.

See and treat: A system developed with the aim to reduce variation waiting times between patients, thereby reducing the maximum wait that some patients experience.

Self-care: Personal health maintenance. Any activity of an individual, family or community, with the intention of improving or restoring health, or treating or preventing disease.

Self Help Forum: An online self help support forum community which allows the public to raise health related queries and concerns online.

Social care services: A provider of quality outcome support for care service providers and independent single assessments and reviews to the general public and local authorities.

Socio-economic group: A group of people who have the same social, economic or educational class.

Telemedicine: A broad description of medical and healthcare services provided by means of telecommunications.

Tertiary hospital: A hospital which provides specialised consultative care.

Thrombolysis: The breakdown of blood clots by pharmacological means.

Triage: The process of determining the priority of patients' treatments based on the severity of their condition.

Trolley wait: A term used for patients who cannot be admitted due to a lack of bed capacity.

Ultrasound: A painless test that uses sound waves to create images of organs and structures inside the body.

Unplanned care: Healthcare which cannot reasonably be foreseen or planned in advance.

Unscheduled care: A term used to describe any unplanned health or social care.

Urgent care: The delivery of ambulatory care in a facility dedicated to the delivery of medical care outside of the hospital emergency department.

Walk-in centre: A service that provides treatments for minor ailments.

World Health Organisation (WHO): An organisation which directs and coordinates authority for health within the United Nations system.

X-ray: Often used to produce images of the dense tissues inside the body, such as bone.